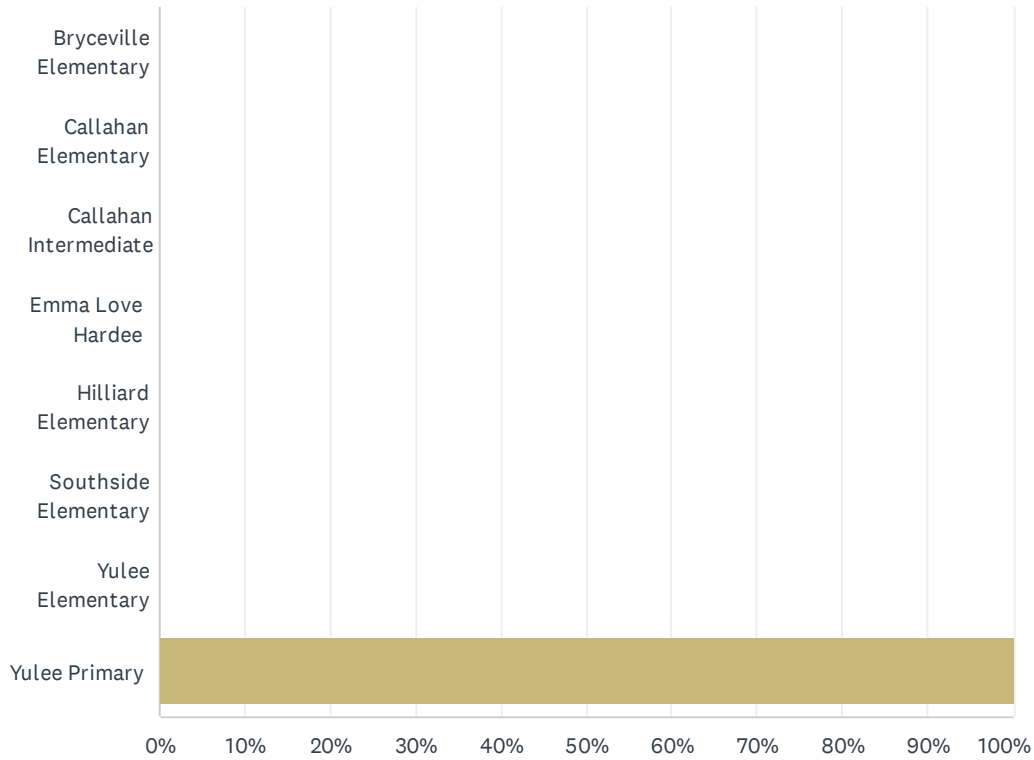


## Q1 My child attends

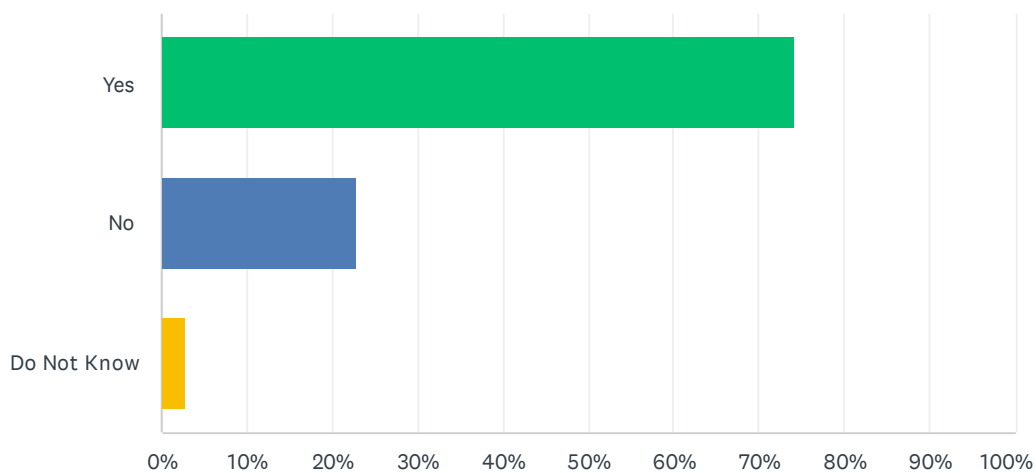
Answered: 37 Skipped: 0



ANSWER CHOICES	RESPONSES
Bryceville Elementary	0.00% 0
Callahan Elementary	0.00% 0
Callahan Intermediate	0.00% 0
Emma Love Hardee	0.00% 0
Hilliard Elementary	0.00% 0
Southside Elementary	0.00% 0
Yulee Elementary	0.00% 0
Yulee Primary	100.00% 37
<b>TOTAL</b>	<b>37</b>

## Q2 What the school teaches your child?

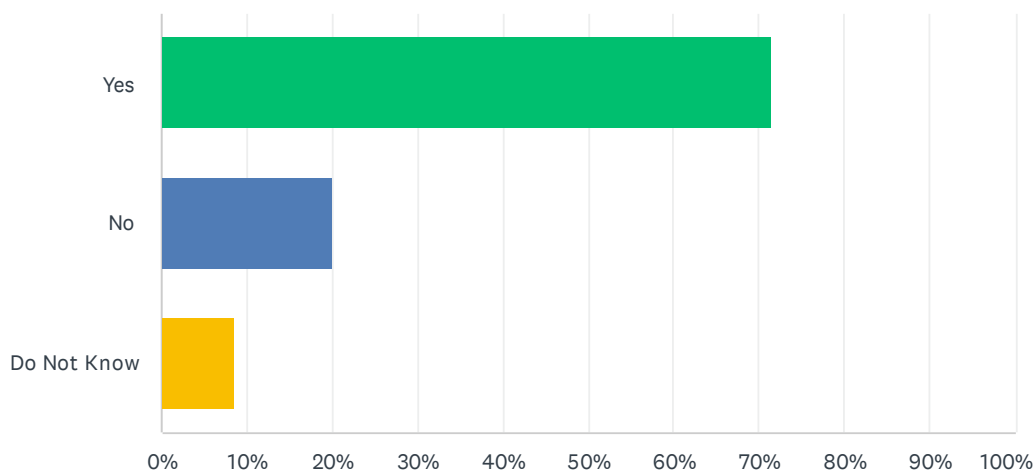
Answered: 35 Skipped: 2



ANSWER CHOICES	RESPONSES	
Yes	74.29%	26
No	22.86%	8
Do Not Know	2.86%	1
<b>TOTAL</b>		<b>35</b>

### Q3 The Florida State Standards?

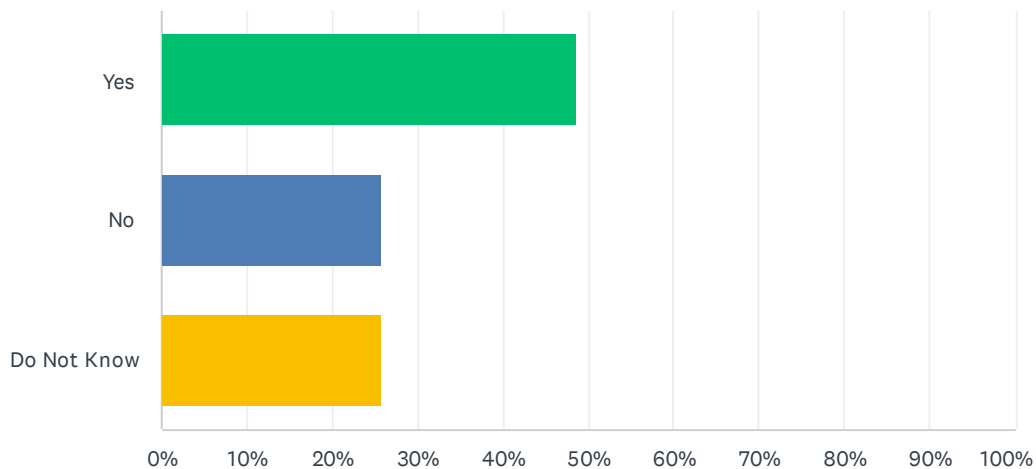
Answered: 35 Skipped: 2



ANSWER CHOICES	RESPONSES	
Yes	71.43%	25
No	20.00%	7
Do Not Know	8.57%	3
<b>TOTAL</b>		<b>35</b>

## Q4 State tests, such as the Florida Standards Assessment or Stanford 10?

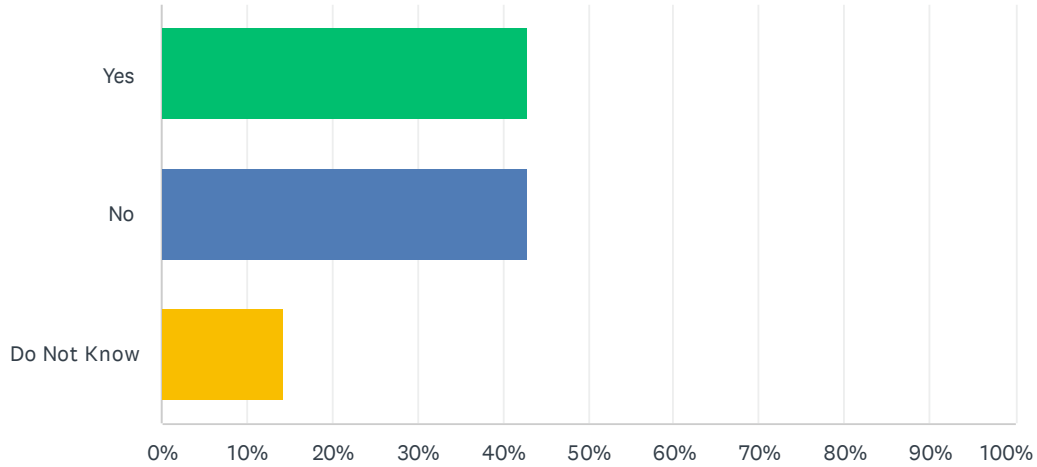
Answered: 35 Skipped: 2



ANSWER CHOICES	RESPONSES
Yes	48.57% 17
No	25.71% 9
Do Not Know	25.71% 9
TOTAL	35

### Q5 The information used to determine whether your child moves to the next grade or repeats the same grade?

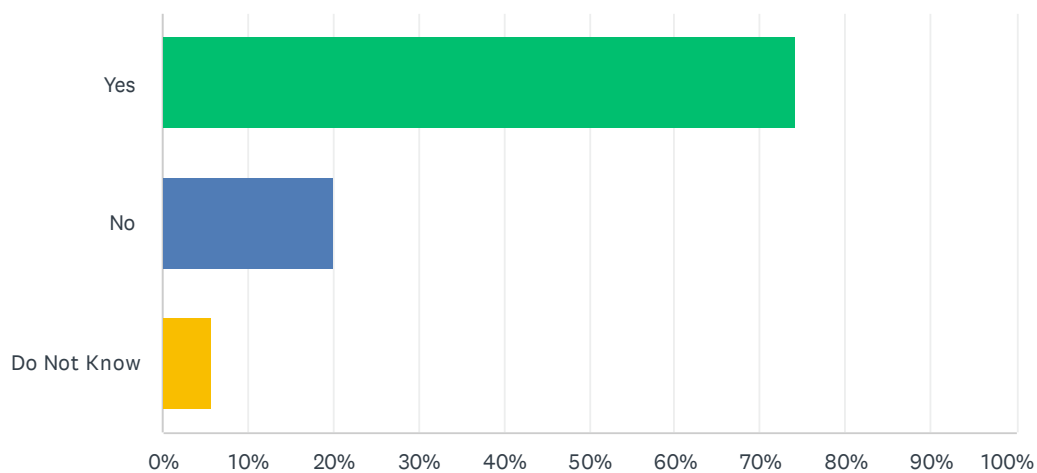
Answered: 35 Skipped: 2



ANSWER CHOICES	RESPONSES	
Yes	42.86%	15
No	42.86%	15
Do Not Know	14.29%	5
<b>TOTAL</b>		<b>35</b>

## Q6 How you can work with teachers to help your child succeed?

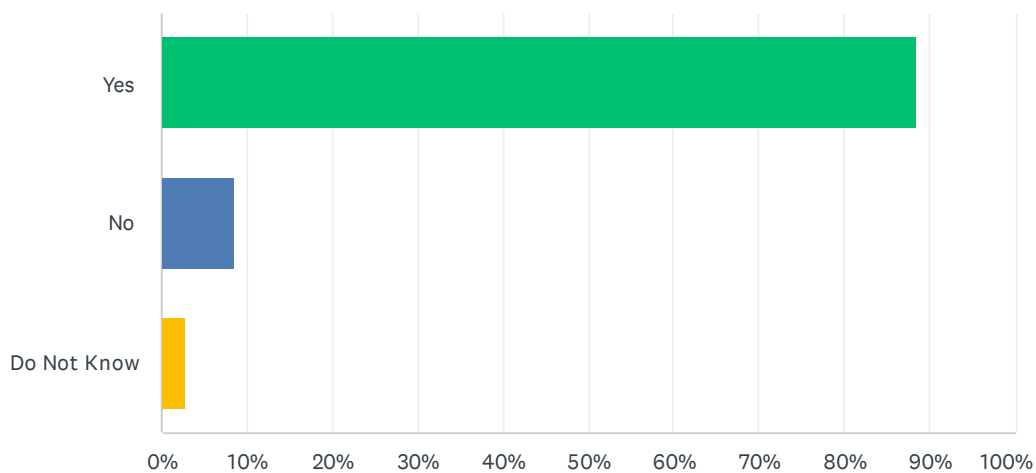
Answered: 35 Skipped: 2



ANSWER CHOICES	RESPONSES	
Yes	74.29%	26
No	20.00%	7
Do Not Know	5.71%	2
<b>TOTAL</b>		<b>35</b>

## Q7 Monitoring your child's progress?

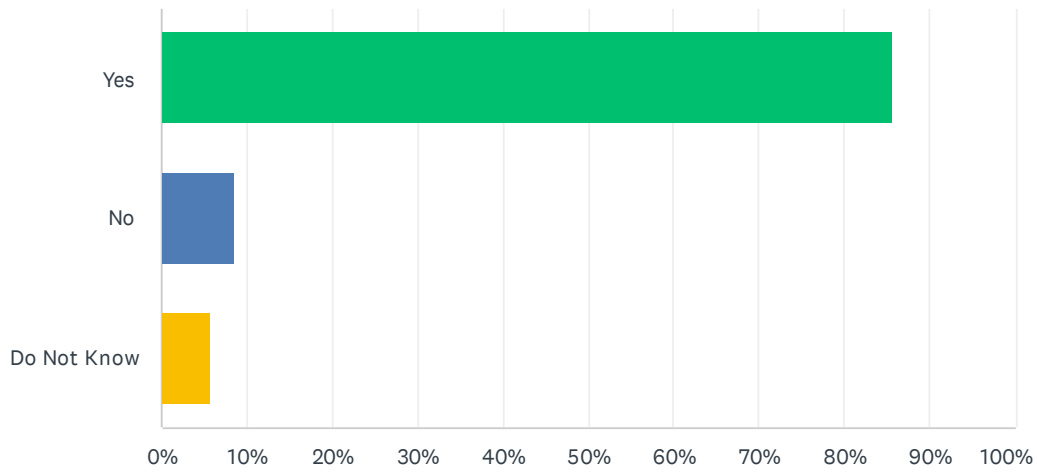
Answered: 35 Skipped: 2



ANSWER CHOICES	RESPONSES	
Yes	88.57%	31
No	8.57%	3
Do Not Know	2.86%	1
<b>TOTAL</b>		<b>35</b>

## Q8 Working with teachers to improve your child's achievement?

Answered: 35 Skipped: 2

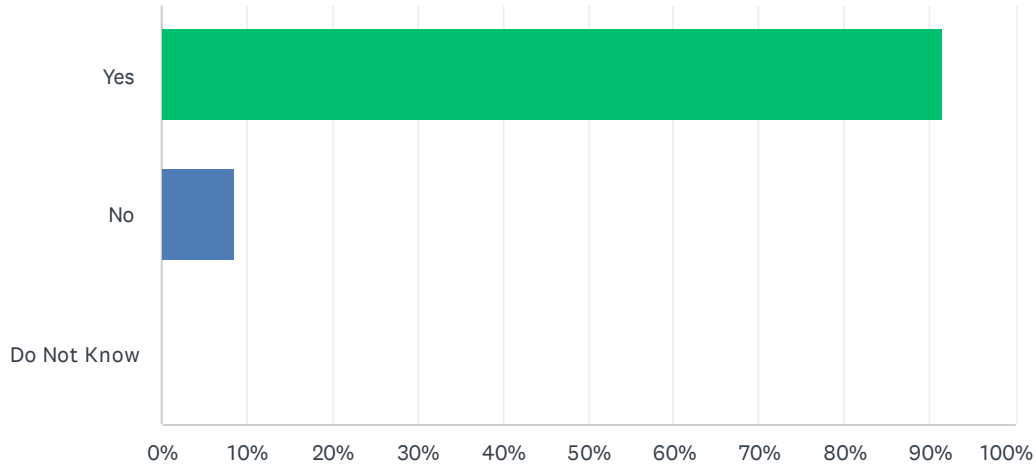


ANSWER CHOICES	RESPONSES	
Yes	85.71%	30
No	8.57%	3
Do Not Know	5.71%	2
<b>TOTAL</b>		<b>35</b>



Q9 Have you received materials that enable you to help your child perform better in school? These may include take-home readers, reading/math manipulatives and kits, or other instructional materials given out in your child's class or at parent and family engagement events.

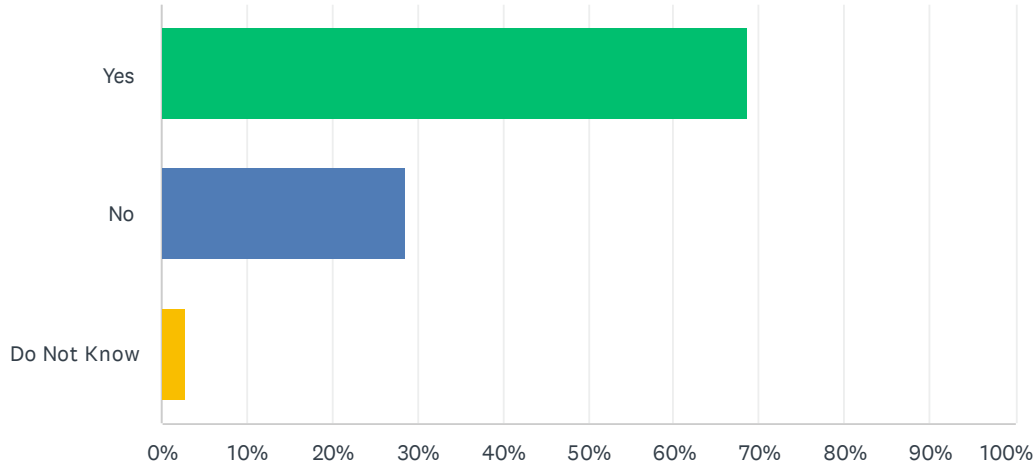
Answered: 35 Skipped: 2



ANSWER CHOICES	RESPONSES	
Yes	91.43%	32
No	8.57%	3
Do Not Know	0.00%	0
<b>TOTAL</b>		<b>35</b>

**Q10 If you were given materials to enable you to help your child perform better in school, did someone explain or show you how to use the materials? (This could include verbal, written, or virtual explanations.)**

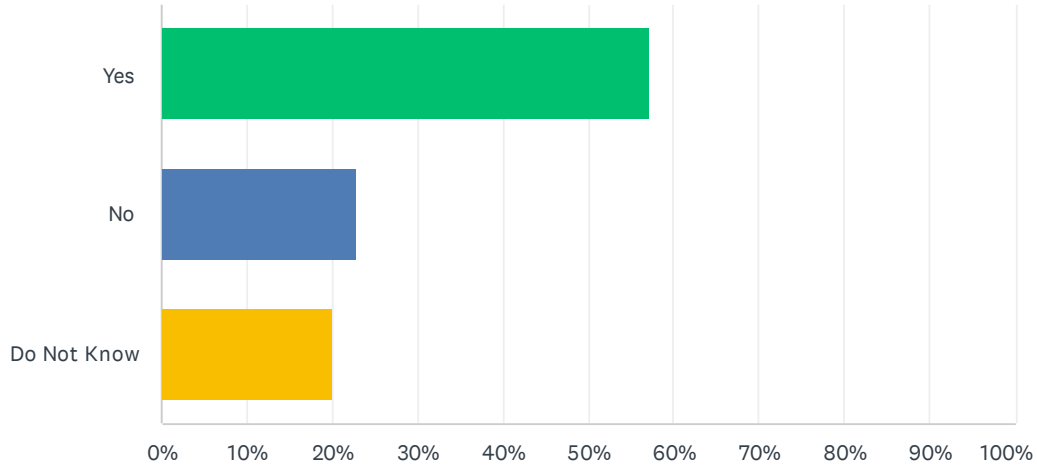
Answered: 35 Skipped: 2



ANSWER CHOICES	RESPONSES	
Yes	68.57%	24
No	28.57%	10
Do Not Know	2.86%	1
<b>TOTAL</b>		<b>35</b>

### Q11 Has your school hosted or scheduled meetings, events, and/or trainings to help you support your child in school?

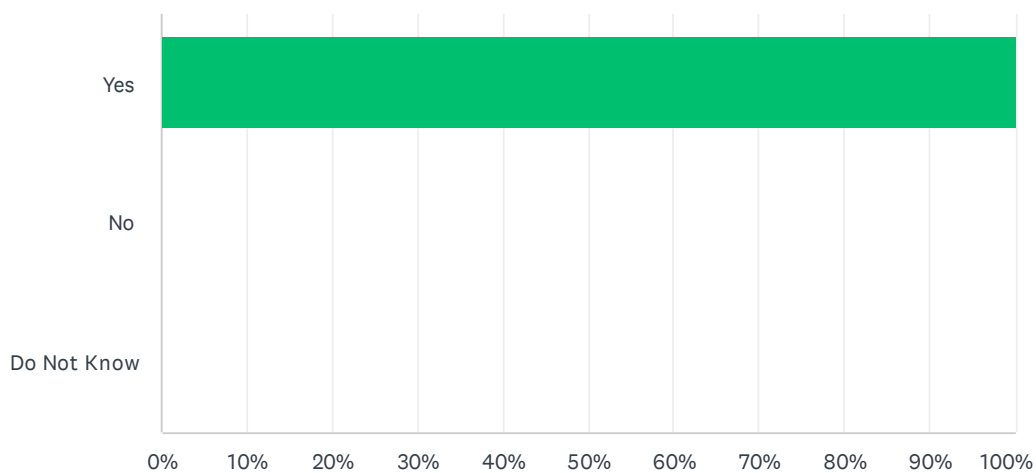
Answered: 35 Skipped: 2



ANSWER CHOICES	RESPONSES	
Yes	57.14%	20
No	22.86%	8
Do Not Know	20.00%	7
<b>TOTAL</b>		<b>35</b>

## Q12 Do you help your child with their homework at least once a week?

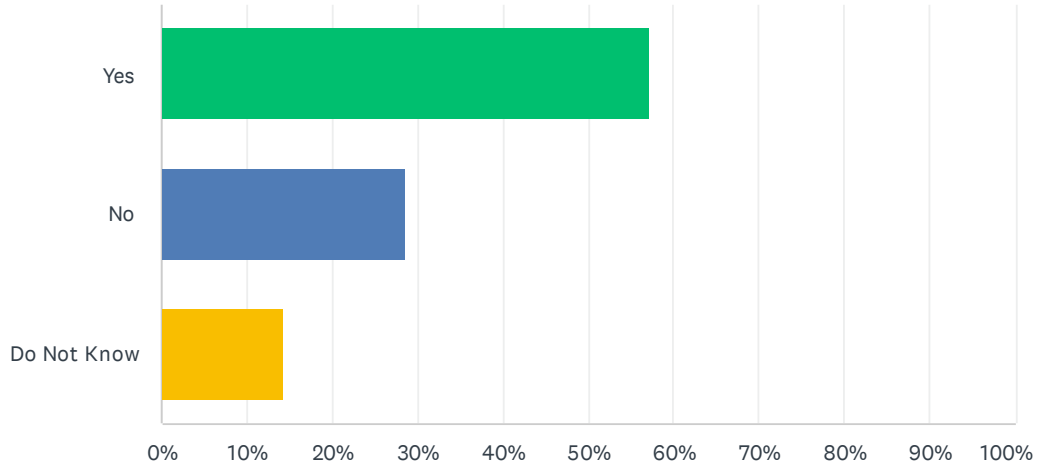
Answered: 35 Skipped: 2



ANSWER CHOICES	RESPONSES	
Yes	100.00%	35
No	0.00%	0
Do Not Know	0.00%	0
<b>TOTAL</b>		<b>35</b>

### Q13 If you struggled to help your child with their homework, did you contact the school to receive support and guidance?

Answered: 35 Skipped: 2

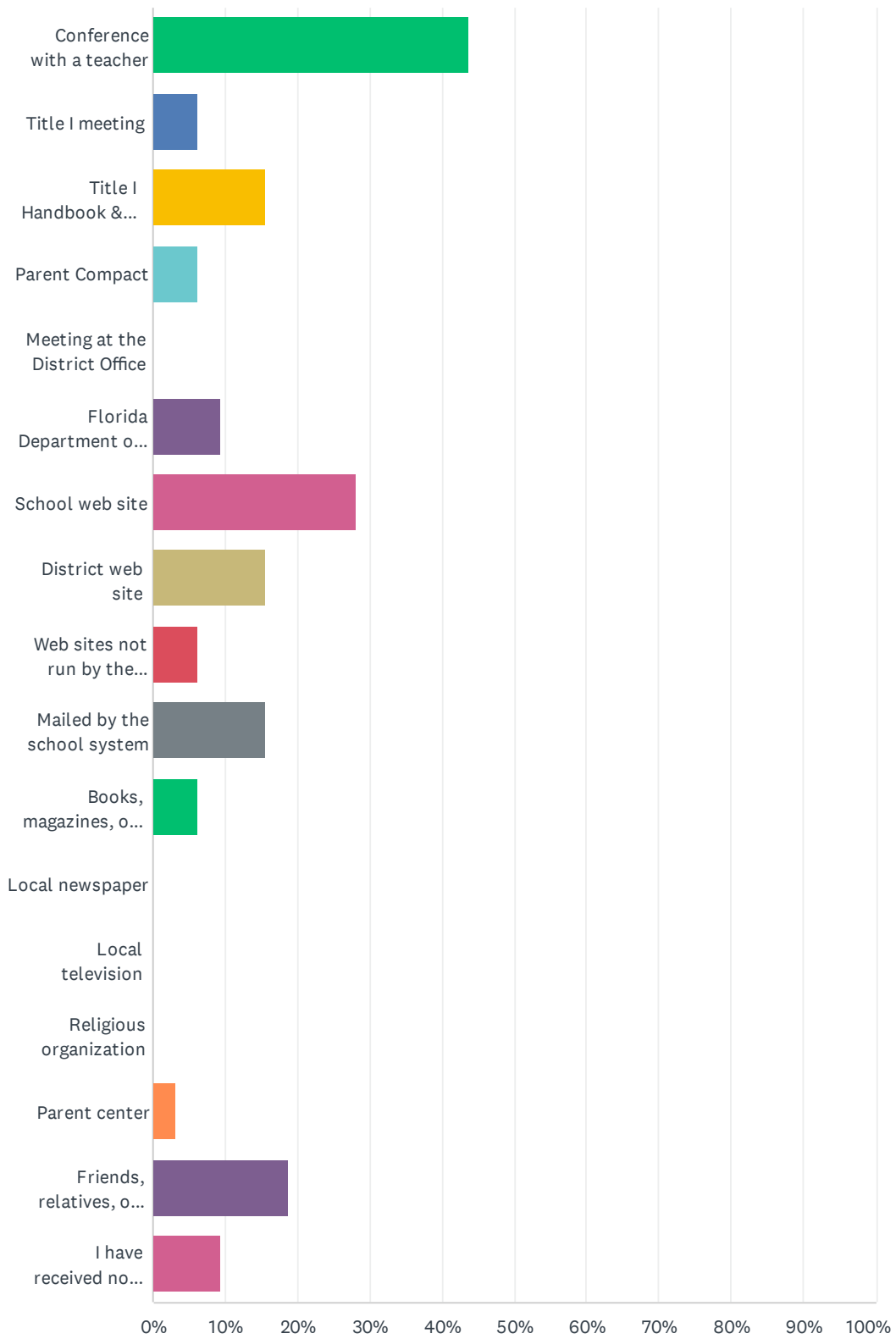


ANSWER CHOICES	RESPONSES	
Yes	57.14%	20
No	28.57%	10
Do Not Know	14.29%	5
<b>TOTAL</b>		<b>35</b>

**Q14 Where did you get information about standards, testing, and helping your child succeed in school? (Mark all that apply.)**

Answered: 32 Skipped: 5

# 2021-2022 Title I Parent Involvement Evaluation Survey



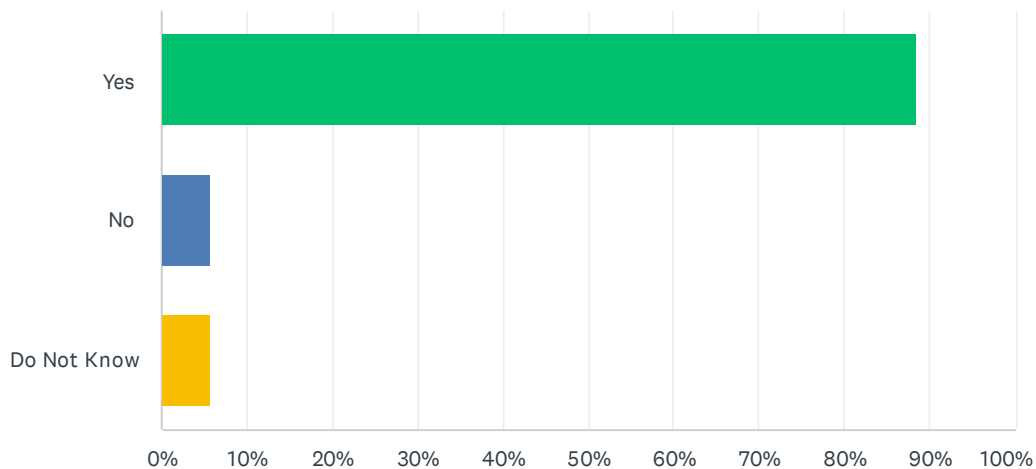
2021-2022 Title I Parent Involvement Evaluation Survey

ANSWER CHOICES	RESPONSES	
Conference with a teacher	43.75%	14
Title I meeting	6.25%	2
Title I Handbook & Parent Desk Reference	15.63%	5
Parent Compact	6.25%	2
Meeting at the District Office	0.00%	0
Florida Department of Education (DOE) web site	9.38%	3
School web site	28.13%	9
District web site	15.63%	5
Web sites not run by the school system	6.25%	2
Mailed by the school system	15.63%	5
Books, magazines, or videos purchased in stores	6.25%	2
Local newspaper	0.00%	0
Local television	0.00%	0
Religious organization	0.00%	0
Parent center	3.13%	1
Friends, relatives, or other parents	18.75%	6
I have received no information about this topic	9.38%	3
Total Respondents: 32		



### Q15 Do you feel that teachers, principals, and other school staff are willing to communicate with you?

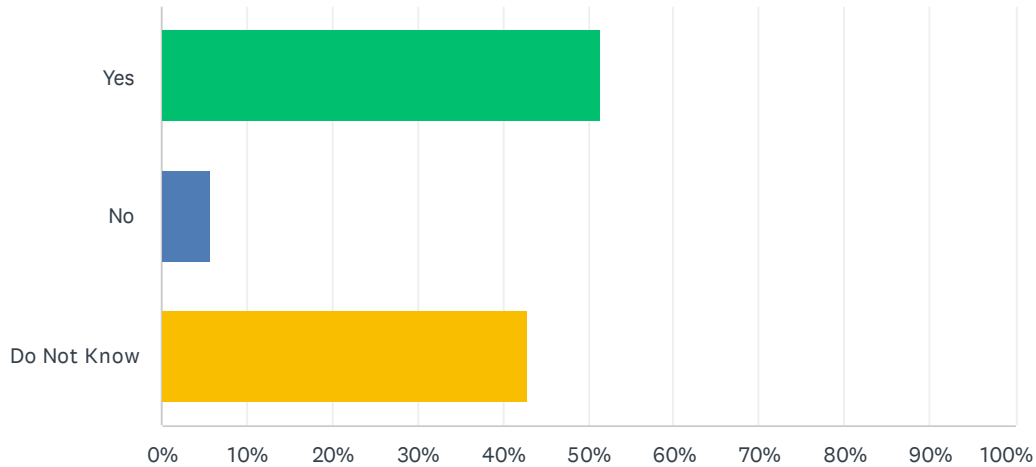
Answered: 35 Skipped: 2



ANSWER CHOICES	RESPONSES	
Yes	88.57%	31
No	5.71%	2
Do Not Know	5.71%	2
<b>TOTAL</b>		<b>35</b>

## Q16 Does your child's school value your suggestions for your child's learning?

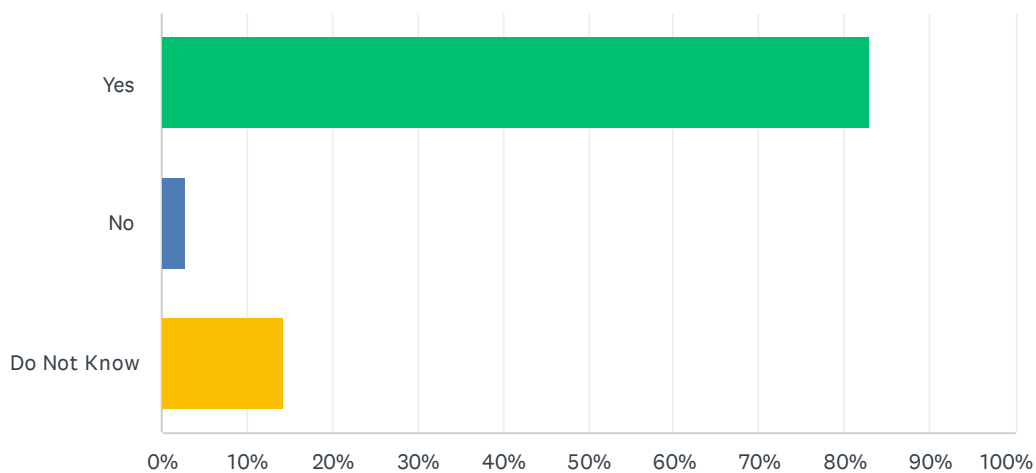
Answered: 35 Skipped: 2



ANSWER CHOICES	RESPONSES	
Yes	51.43%	18
No	5.71%	2
Do Not Know	42.86%	15
<b>TOTAL</b>		<b>35</b>

## Q17 Do you feel respected by your child's school?

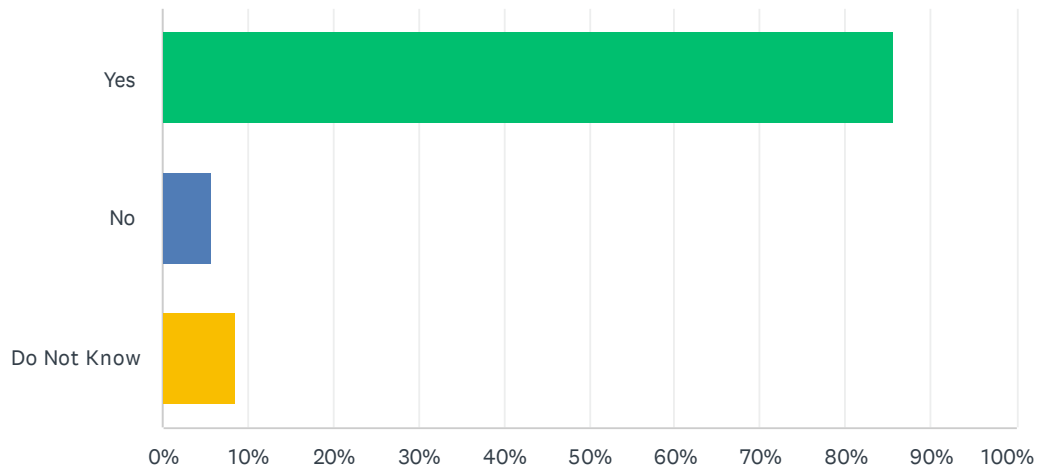
Answered: 35 Skipped: 2



ANSWER CHOICES	RESPONSES	
Yes	82.86%	29
No	2.86%	1
Do Not Know	14.29%	5
<b>TOTAL</b>		<b>35</b>

## Q18 Do you feel welcome at your child's school?

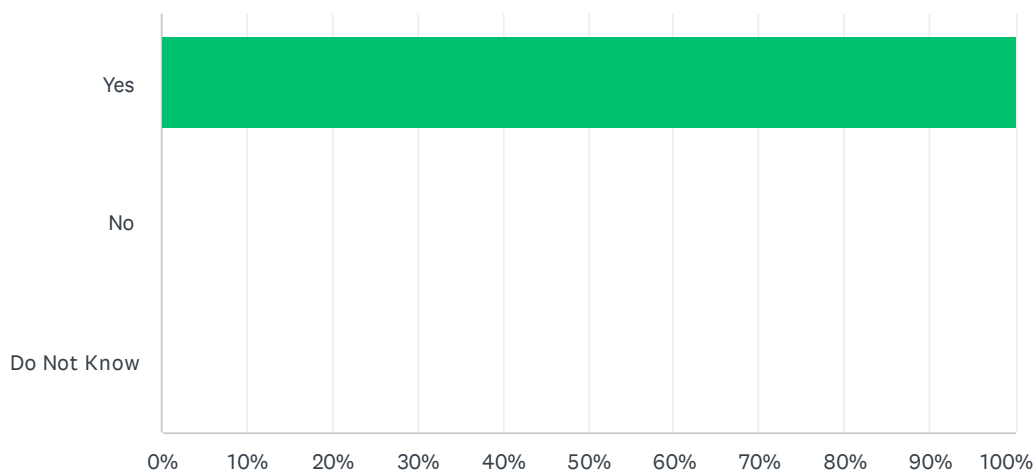
Answered: 35 Skipped: 2



ANSWER CHOICES	RESPONSES	
Yes	85.71%	30
No	5.71%	2
Do Not Know	8.57%	3
<b>TOTAL</b>		<b>35</b>

### Q19 Do you know how to contact your child's teacher?

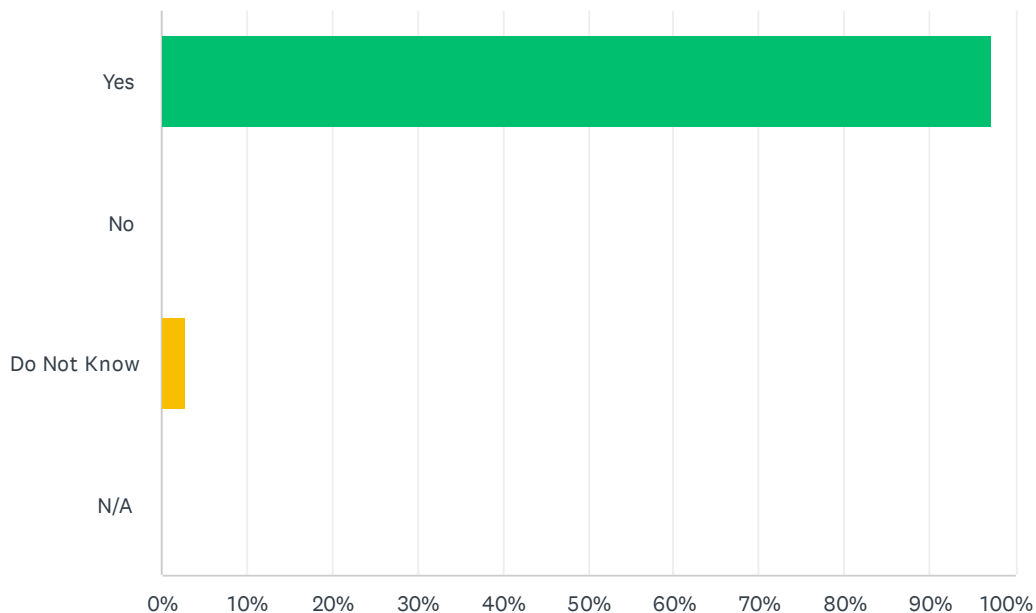
Answered: 35 Skipped: 2



ANSWER CHOICES	RESPONSES	
Yes	100.00%	35
No	0.00%	0
Do Not Know	0.00%	0
<b>TOTAL</b>		<b>35</b>

### Q20 If you sent in a note and/or called/emailed your child's teacher, did he/she respond within a reasonable amount of time?

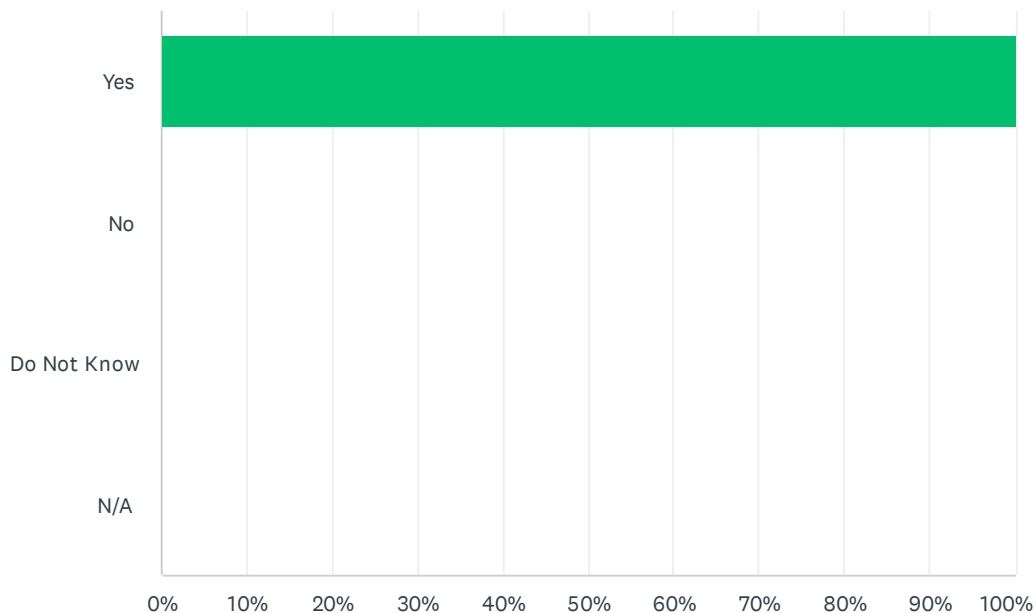
Answered: 35 Skipped: 2



ANSWER CHOICES	RESPONSES	
Yes	97.14%	34
No	0.00%	0
Do Not Know	2.86%	1
N/A	0.00%	0
<b>TOTAL</b>		<b>35</b>

### Q21 If you answered yes to question 20, was the information from your child's school easy to understand?

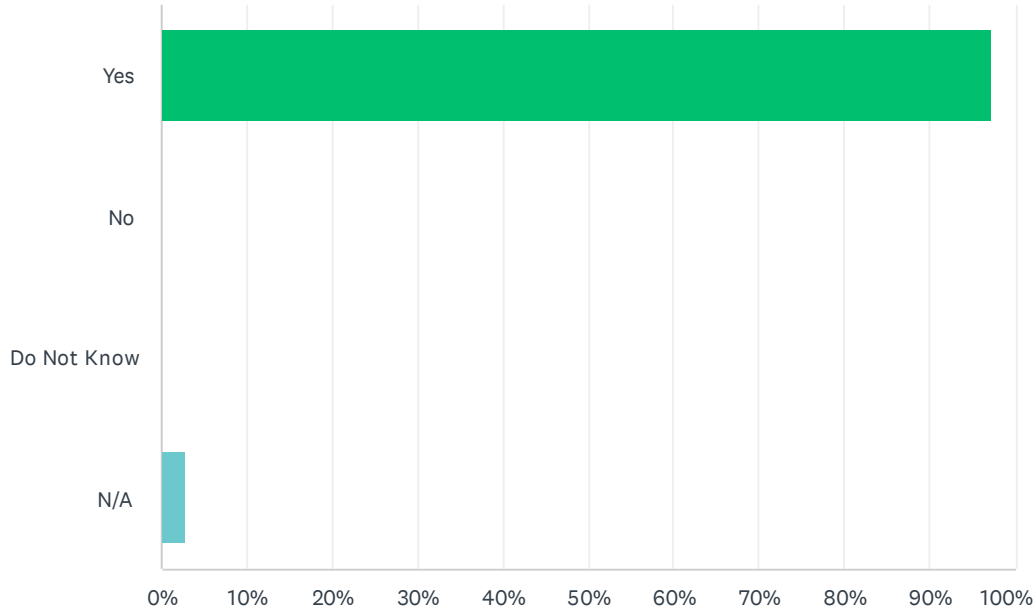
Answered: 35 Skipped: 2



ANSWER CHOICES	RESPONSES	
Yes	100.00%	35
No	0.00%	0
Do Not Know	0.00%	0
N/A	0.00%	0
<b>TOTAL</b>		<b>35</b>

### Q22 If you answered yes to question 20, was the information from your child's school given in a language that you can understand?

Answered: 35 Skipped: 2

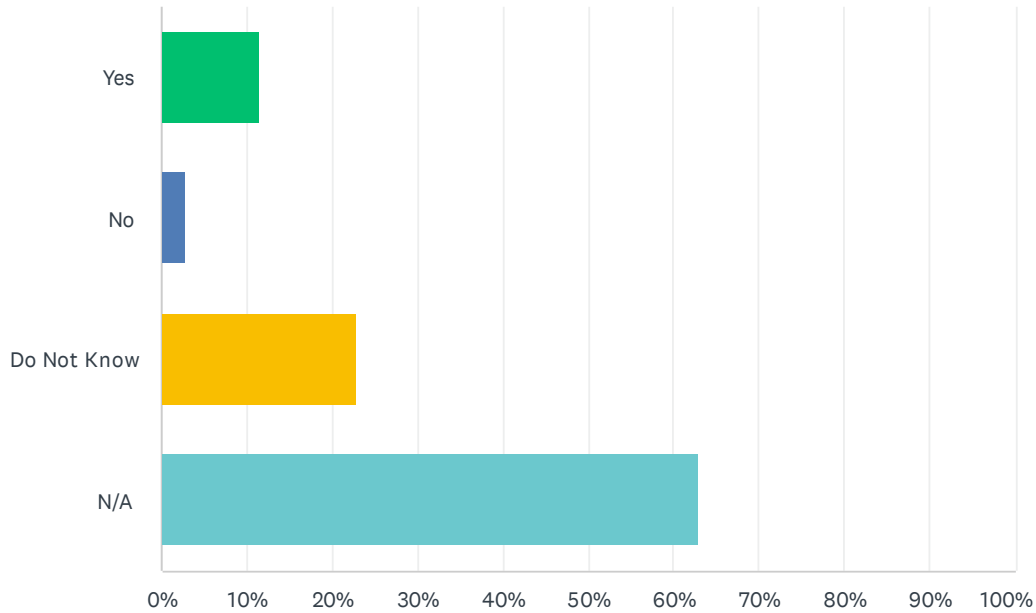


ANSWER CHOICES	RESPONSES	
Yes	97.14%	34
No	0.00%	0
Do Not Know	0.00%	0
N/A	2.86%	1
<b>TOTAL</b>		<b>35</b>



### Q23 If needed, are translators available and able to help you at parent meetings and other school activities?

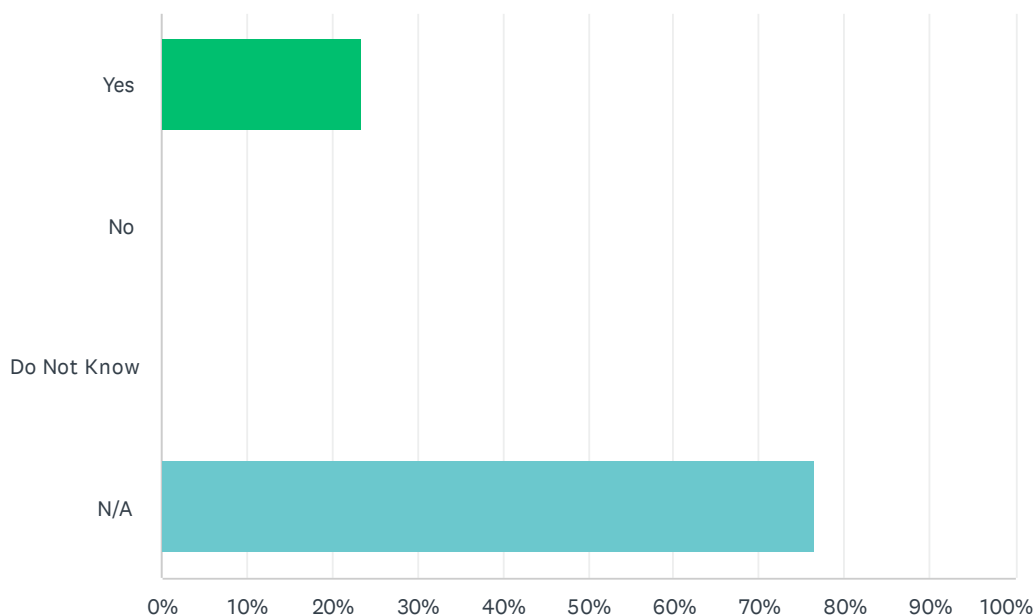
Answered: 35 Skipped: 2



ANSWER CHOICES	RESPONSES
Yes	11.43% 4
No	2.86% 1
Do Not Know	22.86% 8
N/A	62.86% 22
TOTAL	35

## Q24 If you requested a parent meeting, did the meeting occur?

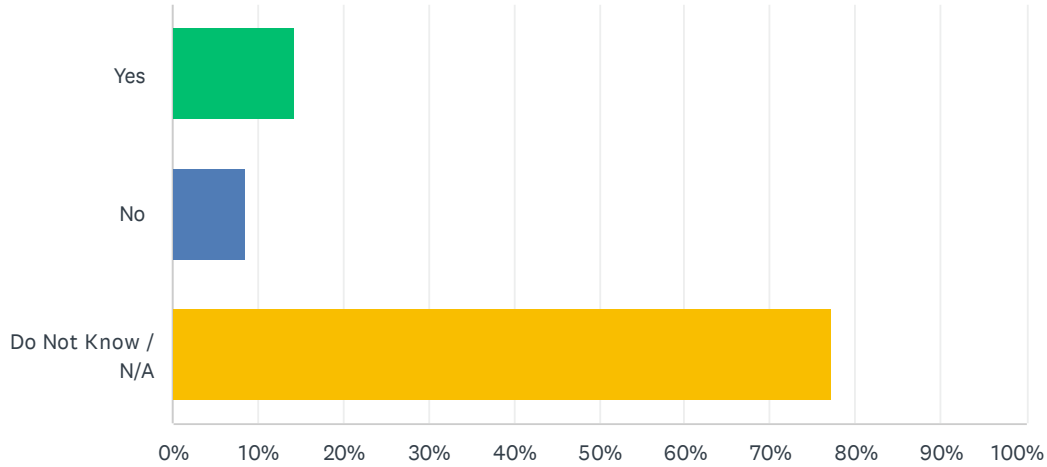
Answered: 34 Skipped: 3



ANSWER CHOICES	RESPONSES
Yes	23.53% 8
No	0.00% 0
Do Not Know	0.00% 0
N/A	76.47% 26
<b>TOTAL</b>	<b>34</b>

## Q25 If you requested specific activities at your child's school, did they occur?

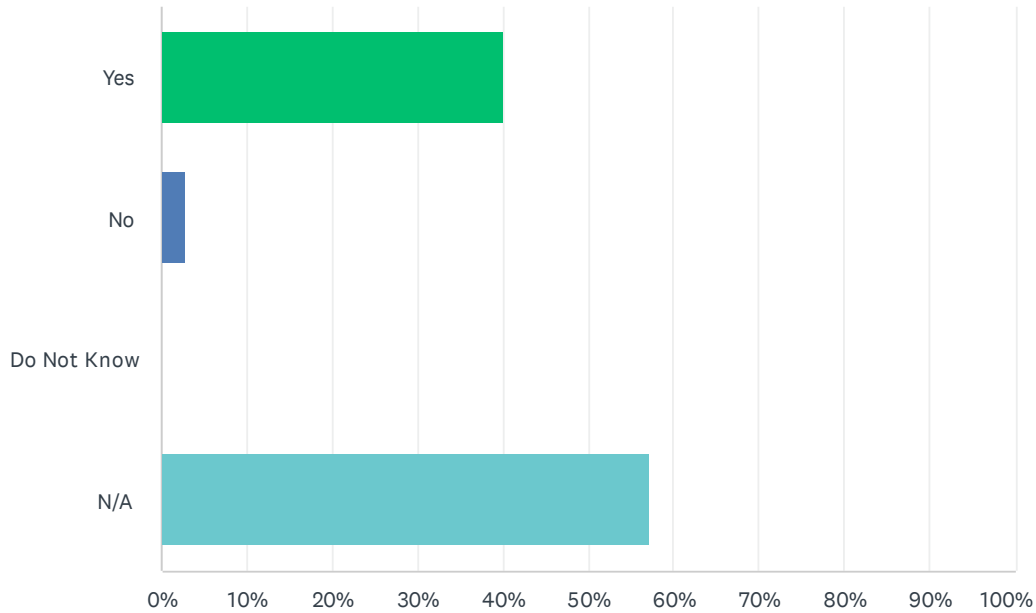
Answered: 35 Skipped: 2



ANSWER CHOICES	RESPONSES	
Yes	14.29%	5
No	8.57%	3
Do Not Know / N/A	77.14%	27
<b>TOTAL</b>		<b>35</b>

## Q26 If you requested specific materials from your child's school, did you receive them?

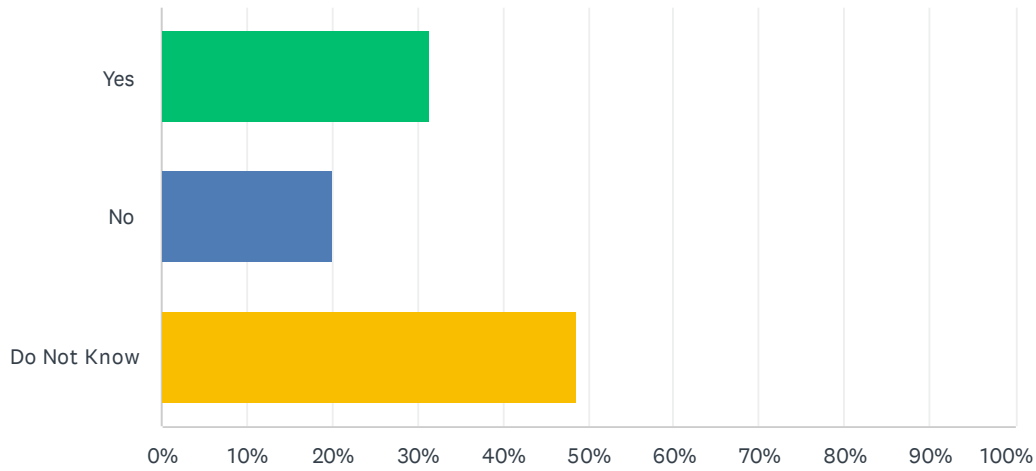
Answered: 35 Skipped: 2



ANSWER CHOICES	RESPONSES	
Yes	40.00%	14
No	2.86%	1
Do Not Know	0.00%	0
N/A	57.14%	20
<b>TOTAL</b>		<b>35</b>

### Q27 Are parent meetings, events, and trainings offered on different days of the week and different times of the day to accommodate parent schedules?

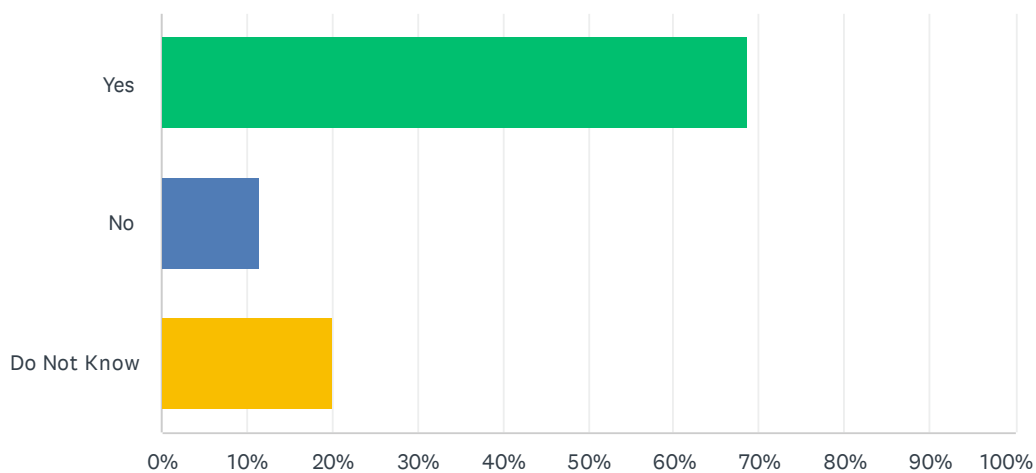
Answered: 35 Skipped: 2



ANSWER CHOICES	RESPONSES	
Yes	31.43%	11
No	20.00%	7
Do Not Know	48.57%	17
<b>TOTAL</b>		<b>35</b>

## Q28 Do you feel your child's school is open to parent involvement?

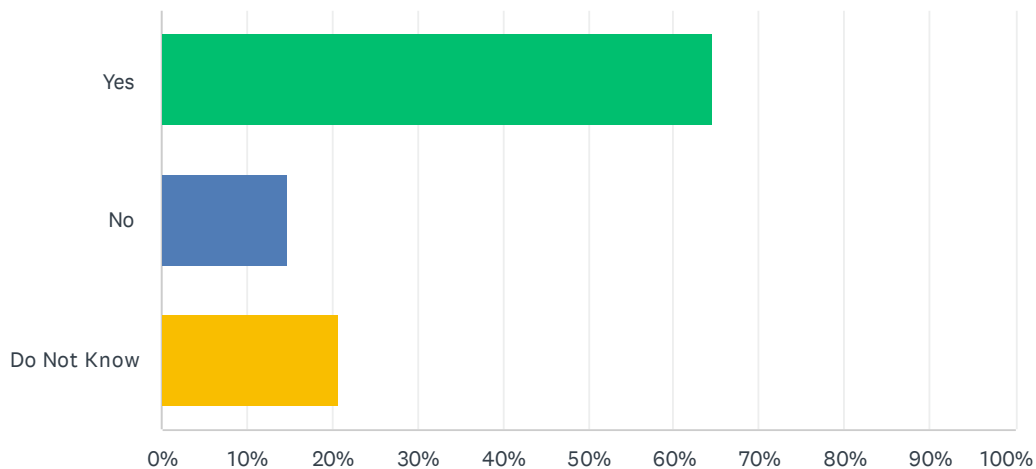
Answered: 35 Skipped: 2



ANSWER CHOICES	RESPONSES	
Yes	68.57%	24
No	11.43%	4
Do Not Know	20.00%	7
<b>TOTAL</b>		<b>35</b>

## Q29 Did your school give you a written Parent and Family Engagement Plan and/or Title I Handbook & Parent Desk Reference?

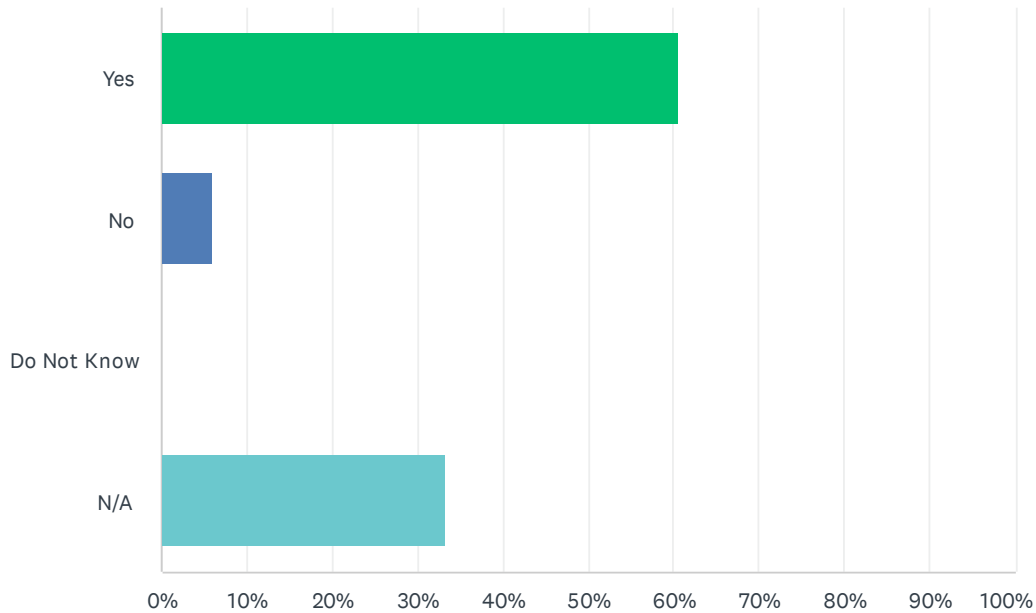
Answered: 34 Skipped: 3



ANSWER CHOICES	RESPONSES	
Yes	64.71%	22
No	14.71%	5
Do Not Know	20.59%	7
<b>TOTAL</b>		<b>34</b>

### Q30 If you answered yes to question 29, was the Parent and Family Engagement Plan and/or Title I Handbook & Parent Desk Reference easy to understand?

Answered: 33 Skipped: 4

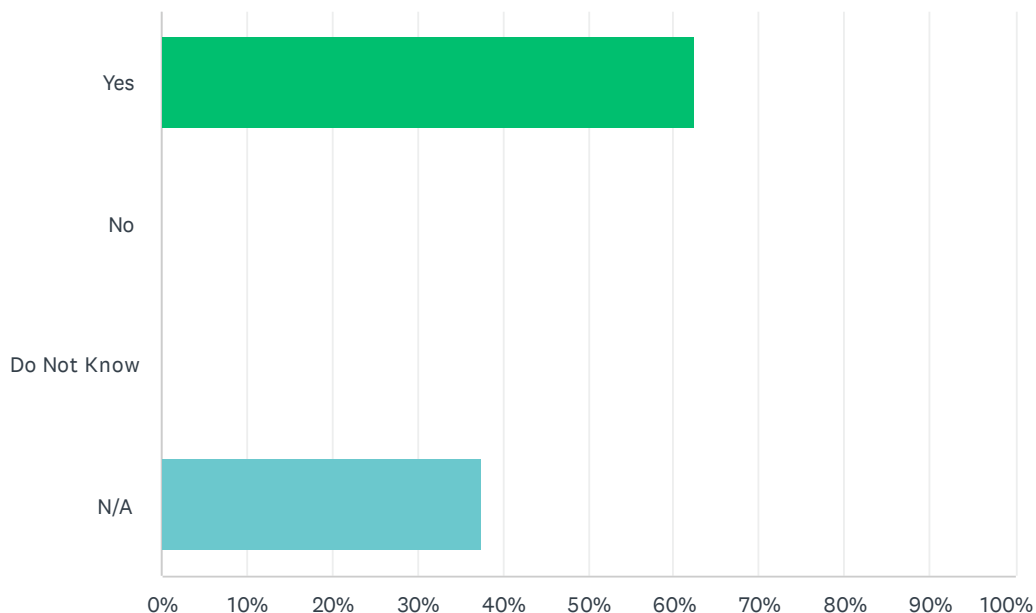


ANSWER CHOICES	RESPONSES
Yes	60.61% 20
No	6.06% 2
Do Not Know	0.00% 0
N/A	33.33% 11
TOTAL	33



### Q31 If you answered yes to question 29, was the Parent and Family Engagement Plan and/or Title I Handbook & Parent Desk Reference given to you in a language that you understand?

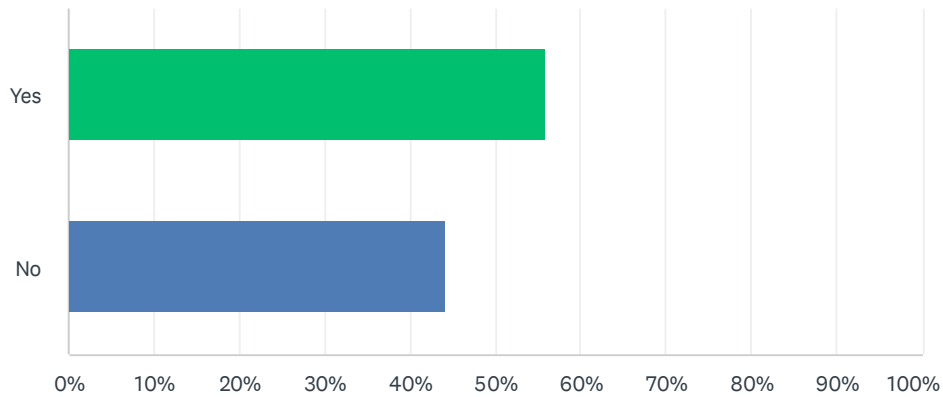
Answered: 32 Skipped: 5



ANSWER CHOICES	RESPONSES	
Yes	62.50%	20
No	0.00%	0
Do Not Know	0.00%	0
N/A	37.50%	12
<b>TOTAL</b>		<b>32</b>

Q32 Has your school informed you that a digital copy of the Parent and Family Engagement Plan and Title I Handbook & Parent Desk Reference are available on the school's website? This announcement may have been made on a monthly calendar sent home or at the Open House/Title I annual meeting.

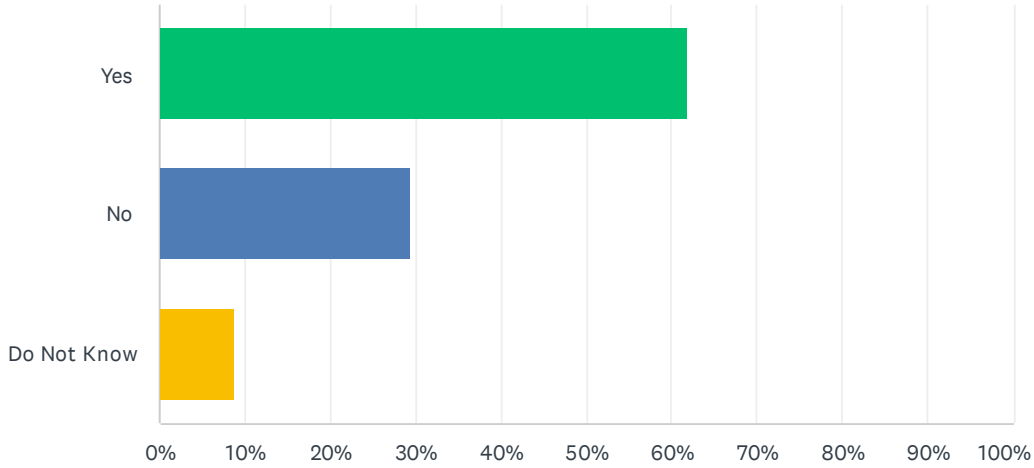
Answered: 34 Skipped: 3



ANSWER CHOICES	RESPONSES	
Yes	55.88%	19
No	44.12%	15
TOTAL		34

### Q33 Did you attend an Open House or meeting where the Parent and Family Engagement Plan, goals, and activities of the Title I program were discussed?

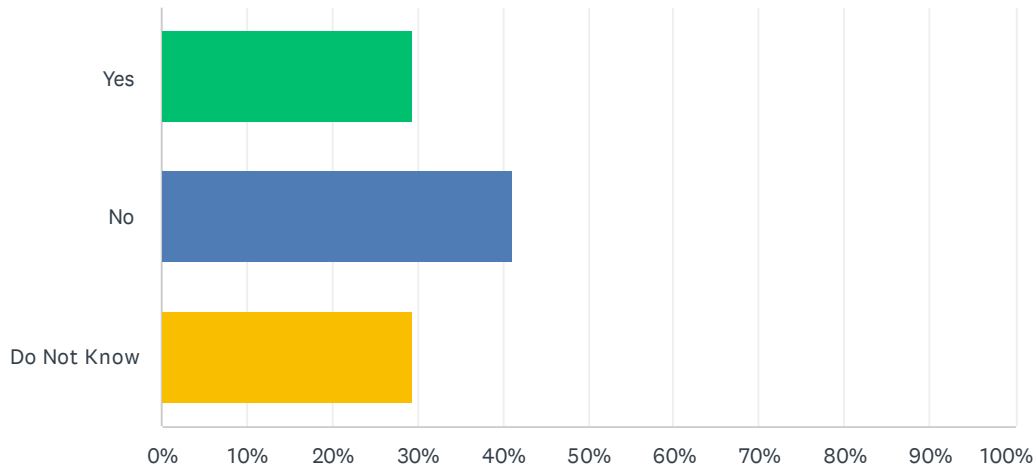
Answered: 34 Skipped: 3



ANSWER CHOICES	RESPONSES	
Yes	61.76%	21
No	29.41%	10
Do Not Know	8.82%	3
<b>TOTAL</b>		<b>34</b>

### Q34 Has your school informed you that you may become a member of the School Advisory Council (SAC) to develop and review the school and district Parent and Family Engagement Plans?

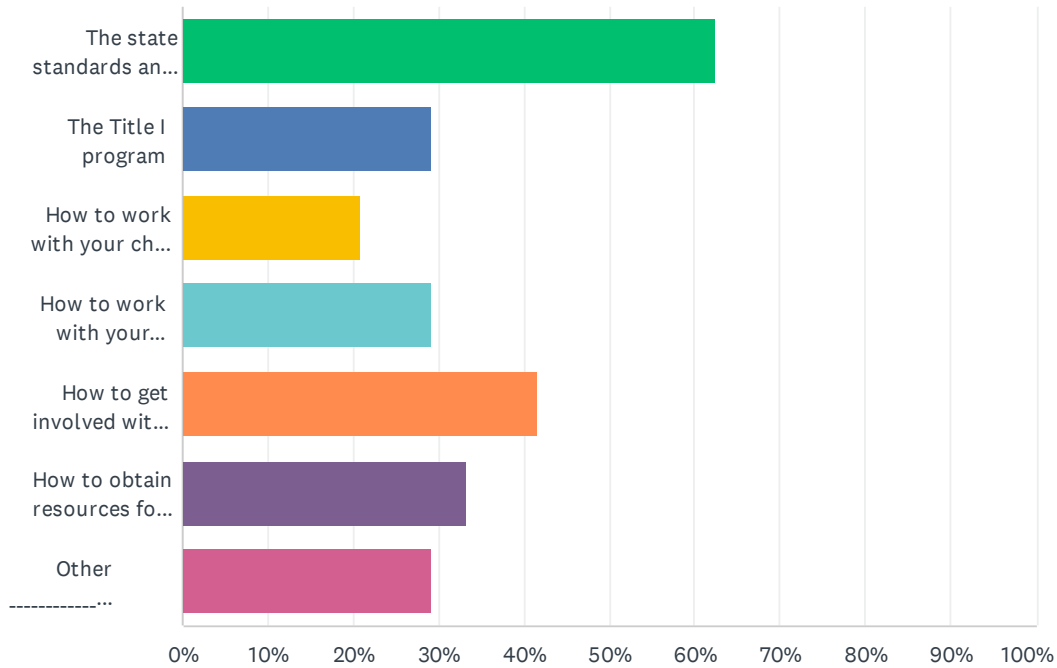
Answered: 34 Skipped: 3



ANSWER CHOICES	RESPONSES	
Yes	29.41%	10
No	41.18%	14
Do Not Know	29.41%	10
<b>TOTAL</b>		<b>34</b>

### Q35 Would you like to know more about:

Answered: 24 Skipped: 13



ANSWER CHOICES	RESPONSES	
The state standards and testing?	62.50%	15
The Title I program	29.17%	7
How to work with your child at home?	20.83%	5
How to work with your child's teachers?	29.17%	7
How to get involved with the school?	41.67%	10
How to obtain resources for parents?	33.33%	8
Other _____	29.17%	7
Total Respondents: 24		