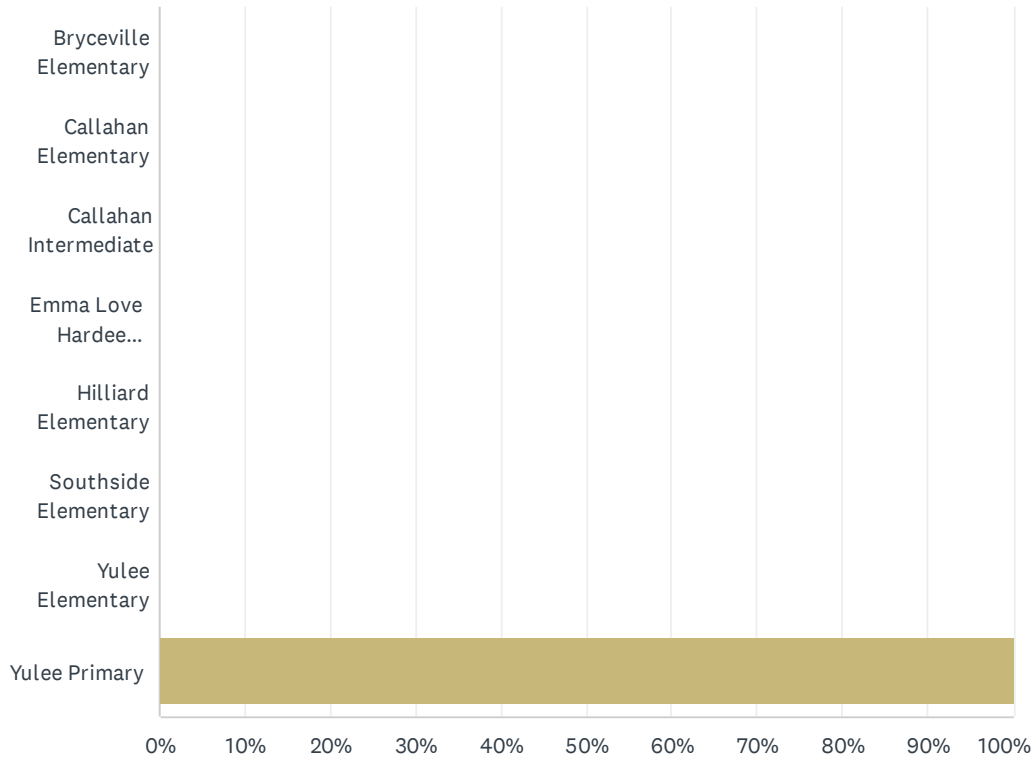


Q1 My Teaching assignment is:

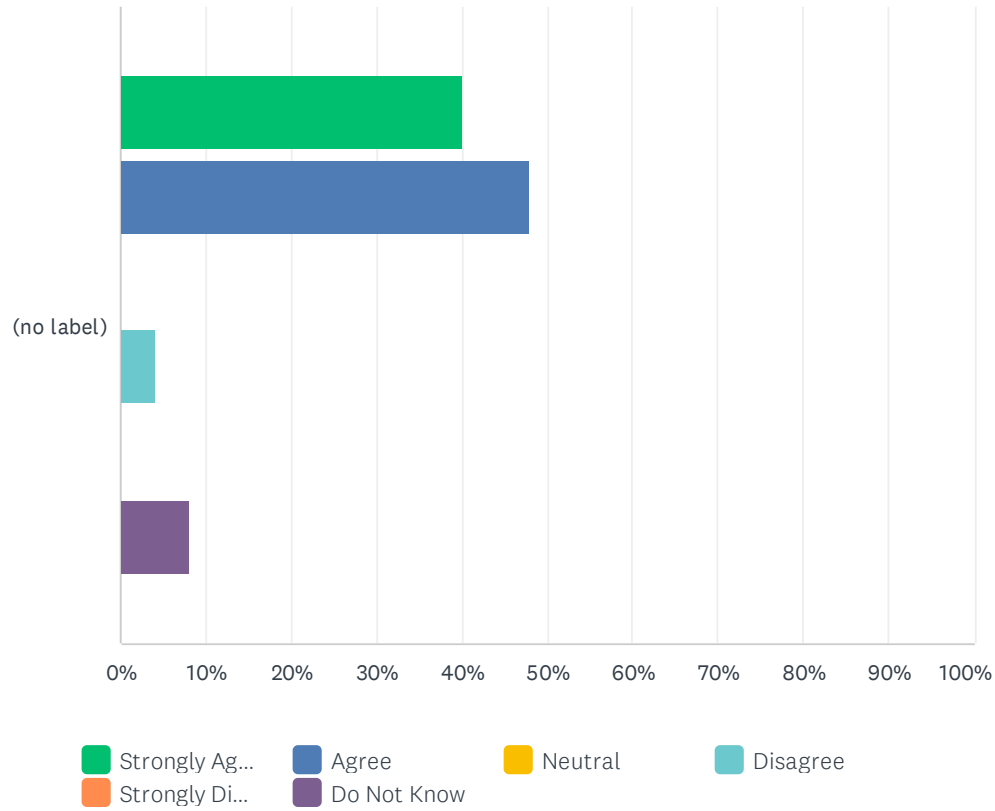
Answered: 29 Skipped: 0



ANSWER CHOICES	RESPONSES
Bryceville Elementary	0.00% 0
Callahan Elementary	0.00% 0
Callahan Intermediate	0.00% 0
Emma Love Hardee Elementary	0.00% 0
Hilliard Elementary	0.00% 0
Southside Elementary	0.00% 0
Yulee Elementary	0.00% 0
Yulee Primary	100.00% 29
TOTAL	29

Q2 When children did well in school, my school made sure their parents knew about it.

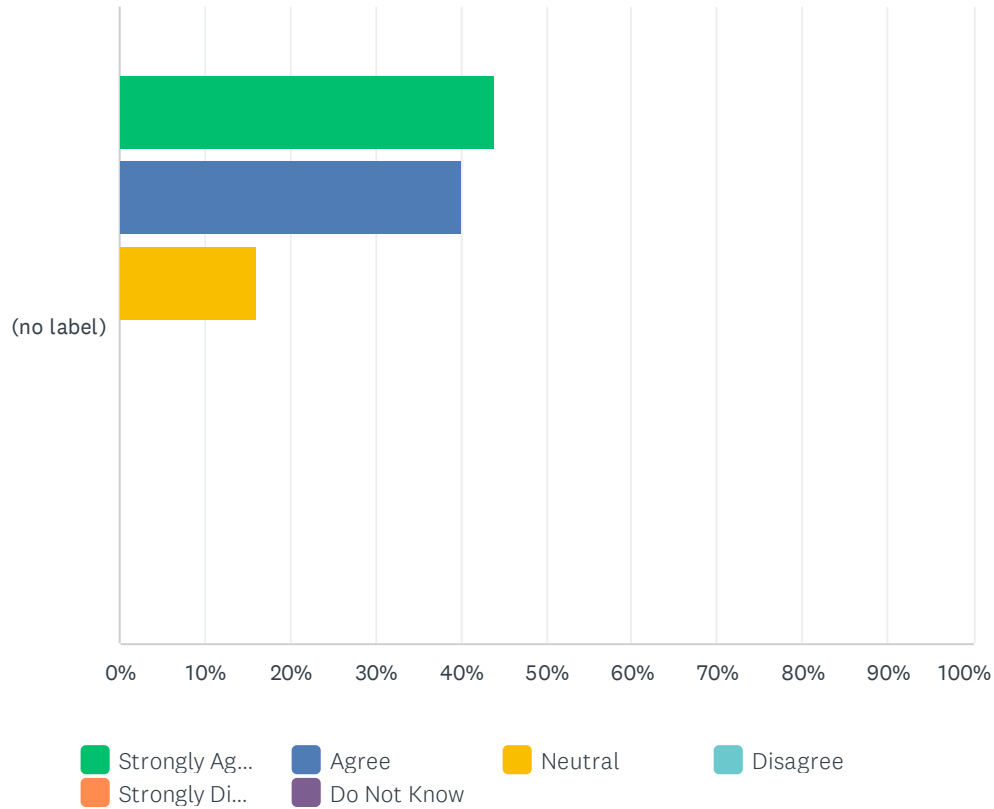
Answered: 25 Skipped: 4



	STRONGLY AGREE	AGREE	NEUTRAL	DISAGREE	STRONGLY DISAGREE	DO NOT KNOW	TOTAL	WEIGHTED AVERAGE
(no label)	40.00% 10	48.00% 12	0.00% 0	4.00% 1	0.00% 0	8.00% 2	25	2.00

Q3 I participated in school-wide efforts to help parents understand standards, assessments, and student progress benchmarks.

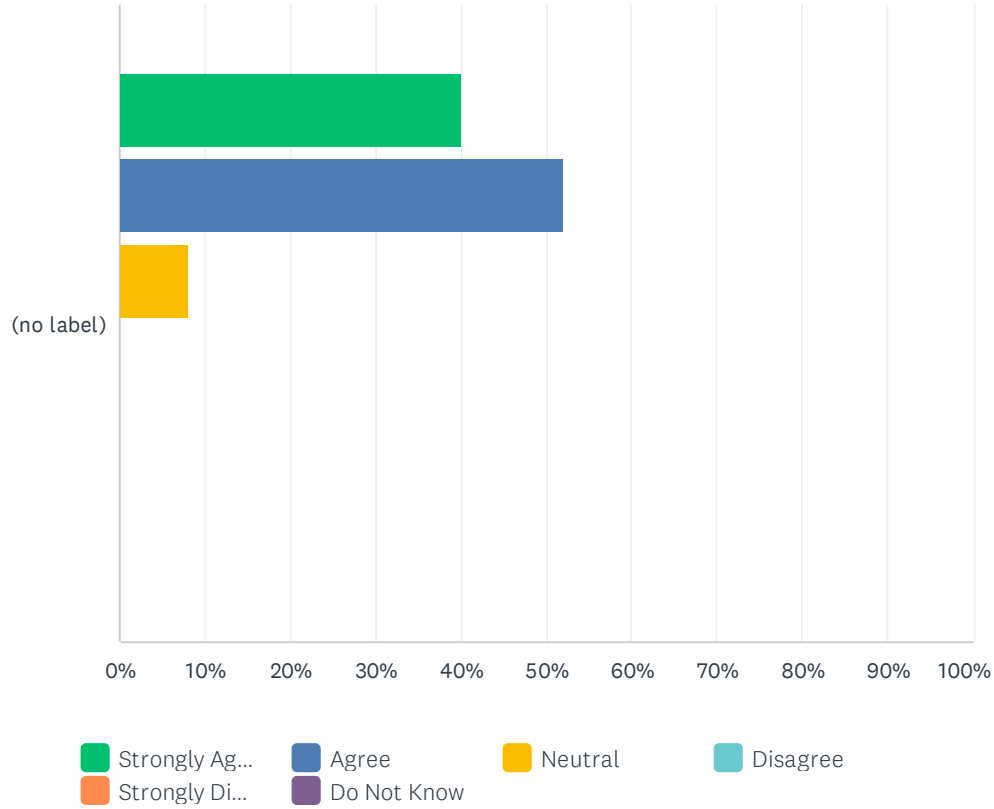
Answered: 25 Skipped: 4



	STRONGLY AGREE	AGREE	NEUTRAL	DISAGREE	STRONGLY DISAGREE	DO NOT KNOW	TOTAL	WEIGHTED AVERAGE
(no label)	44.00% 11	40.00% 10	16.00% 4	0.00% 0	0.00% 0	0.00% 0	25	1.72

Q4 I felt comfortable helping my students' parents understand standards, assessments, and student progress benchmarks.

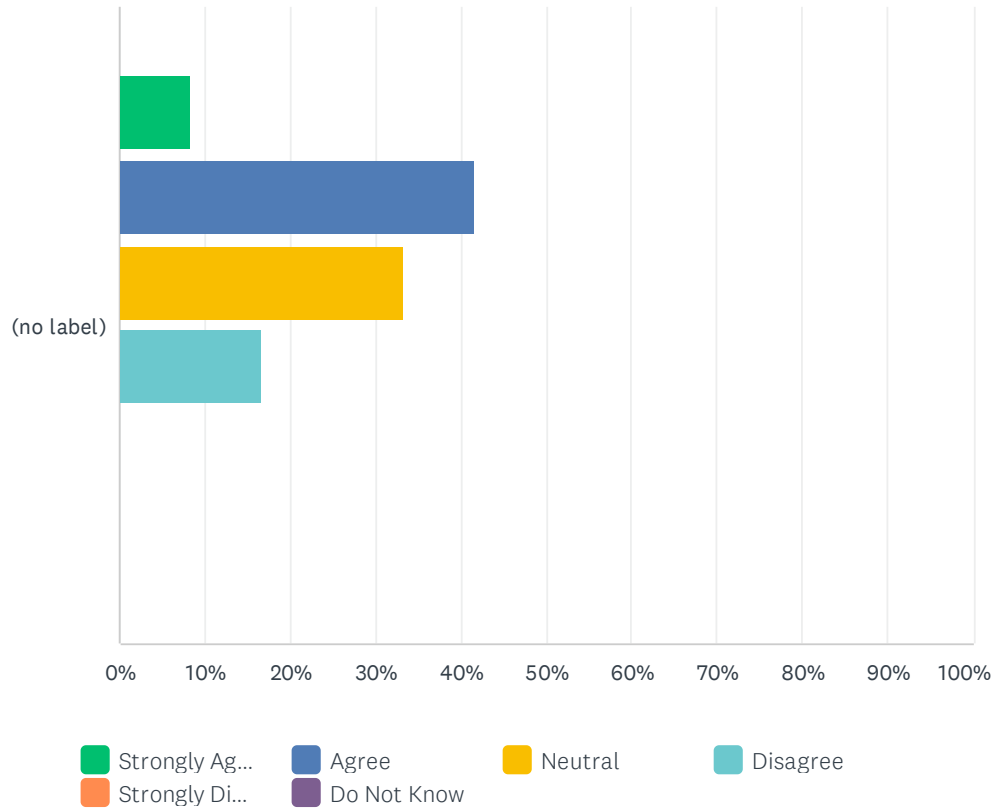
Answered: 25 Skipped: 4



	STRONGLY AGREE	AGREE	NEUTRAL	DISAGREE	STRONGLY DISAGREE	DO NOT KNOW	TOTAL	WEIGHTED AVERAGE
(no label)	40.00% 10	52.00% 13	8.00% 2	0.00% 0	0.00% 0	0.00% 0	25	1.68

Q5 I regularly explained standards to my students' parents.

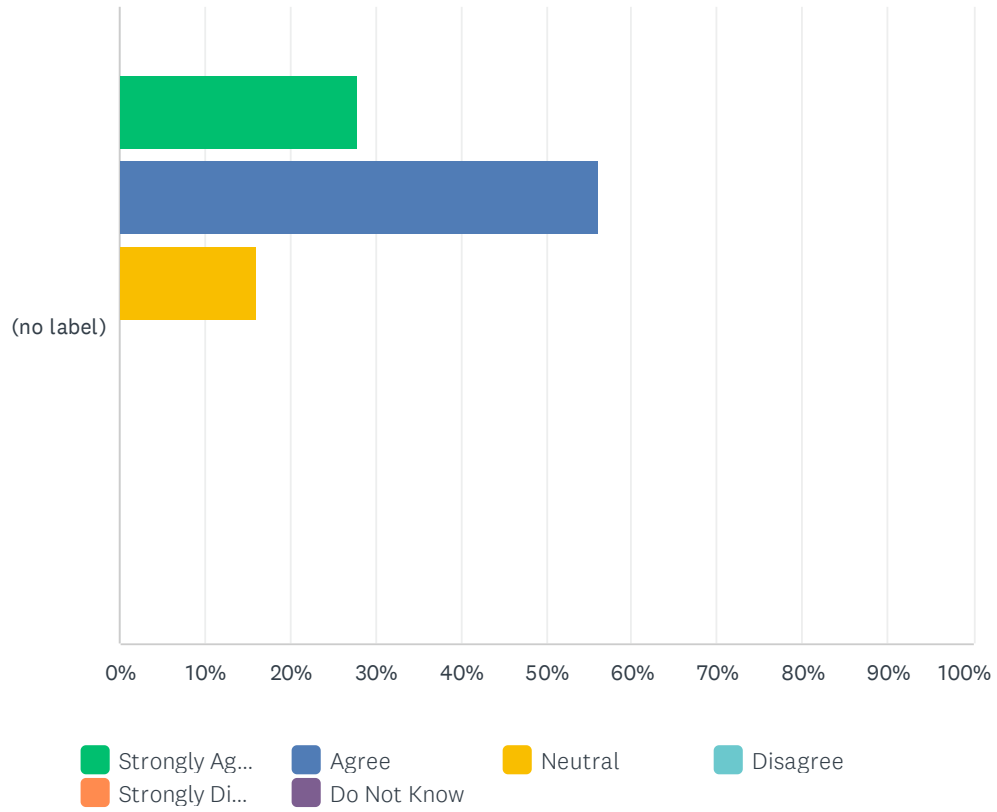
Answered: 24 Skipped: 5



	STRONGLY AGREE	AGREE	NEUTRAL	DISAGREE	STRONGLY DISAGREE	DO NOT KNOW	TOTAL	WEIGHTED AVERAGE
(no label)	8.33% 2	41.67% 10	33.33% 8	16.67% 4	0.00% 0	0.00% 0	24	2.58

Q6 I regularly explained assessments to my students' parents.

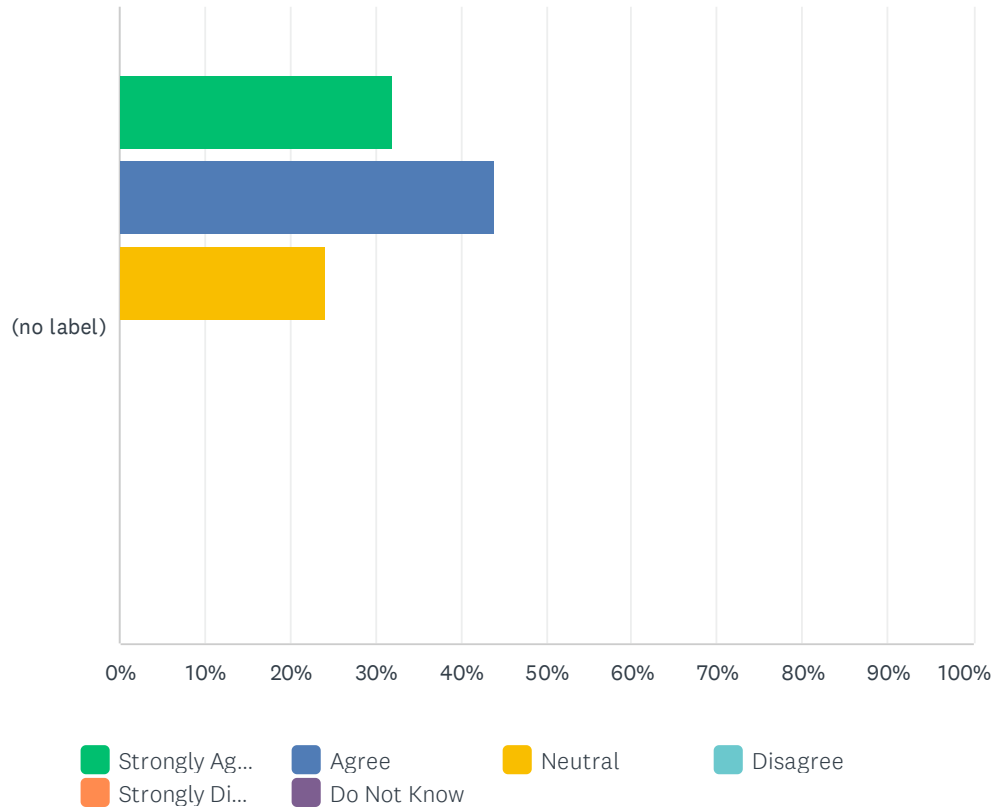
Answered: 25 Skipped: 4



	STRONGLY AGREE	AGREE	NEUTRAL	DISAGREE	STRONGLY DISAGREE	DO NOT KNOW	TOTAL	WEIGHTED AVERAGE
(no label)	28.00% 7	56.00% 14	16.00% 4	0.00% 0	0.00% 0	0.00% 0	25	1.88

Q7 I regularly explained student progress benchmarks to my students' parents.

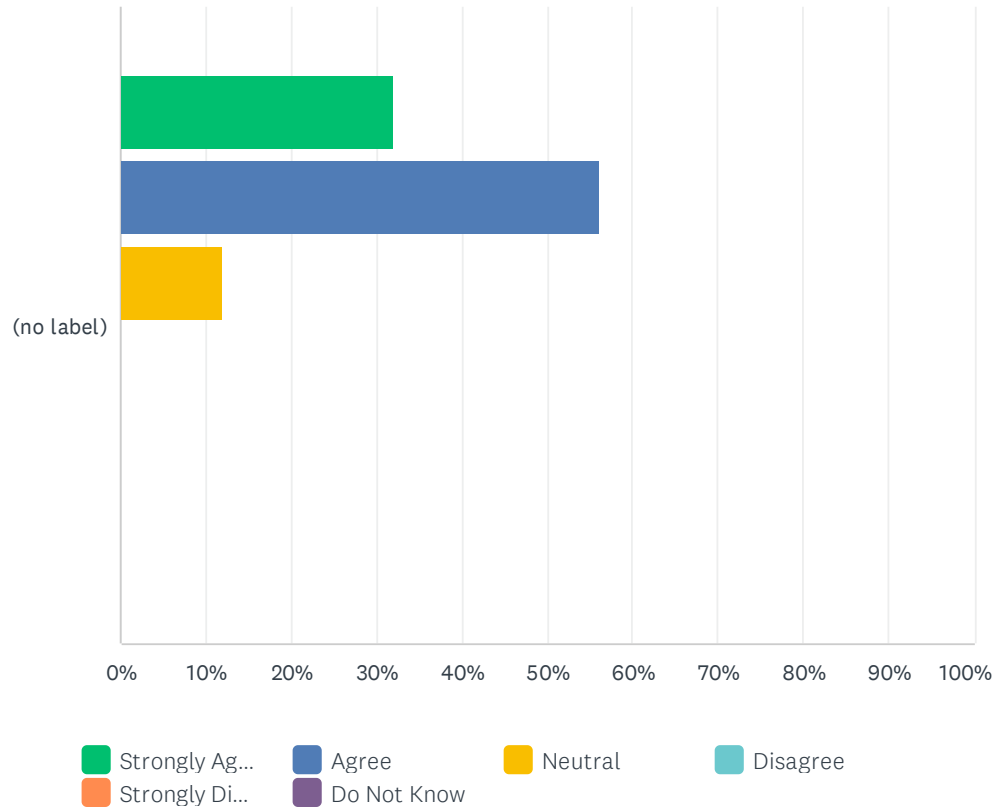
Answered: 25 Skipped: 4



	STRONGLY AGREE	AGREE	NEUTRAL	DISAGREE	STRONGLY DISAGREE	DO NOT KNOW	TOTAL	WEIGHTED AVERAGE
(no label)	32.00% 8	44.00% 11	24.00% 6	0.00% 0	0.00% 0	0.00% 0	25	1.92

Q8 I participated regularly in school-wide efforts to help parents monitor their child's progress and work with teachers to improve achievement.

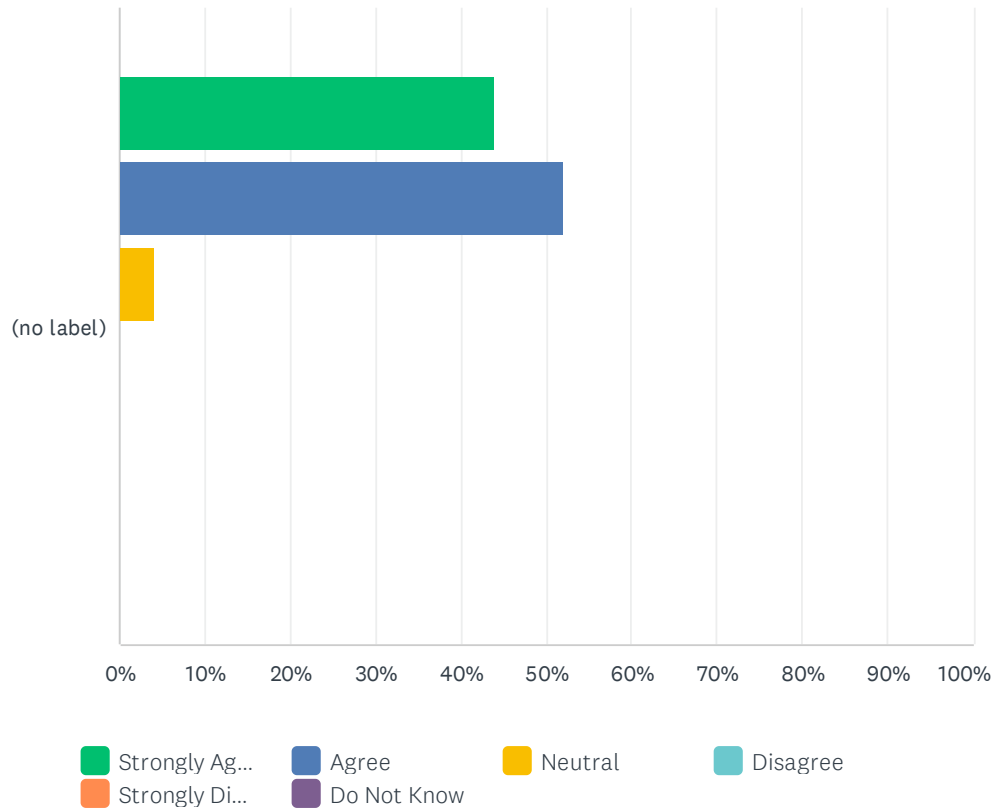
Answered: 25 Skipped: 4



	STRONGLY AGREE	AGREE	NEUTRAL	DISAGREE	STRONGLY DISAGREE	DO NOT KNOW	TOTAL	WEIGHTED AVERAGE
(no label)	32.00% 8	56.00% 14	12.00% 3	0.00% 0	0.00% 0	0.00% 0	25	1.80

Q9 I felt comfortable providing information to my students' parents to help them monitor their child's progress and work with teachers to improve achievement.

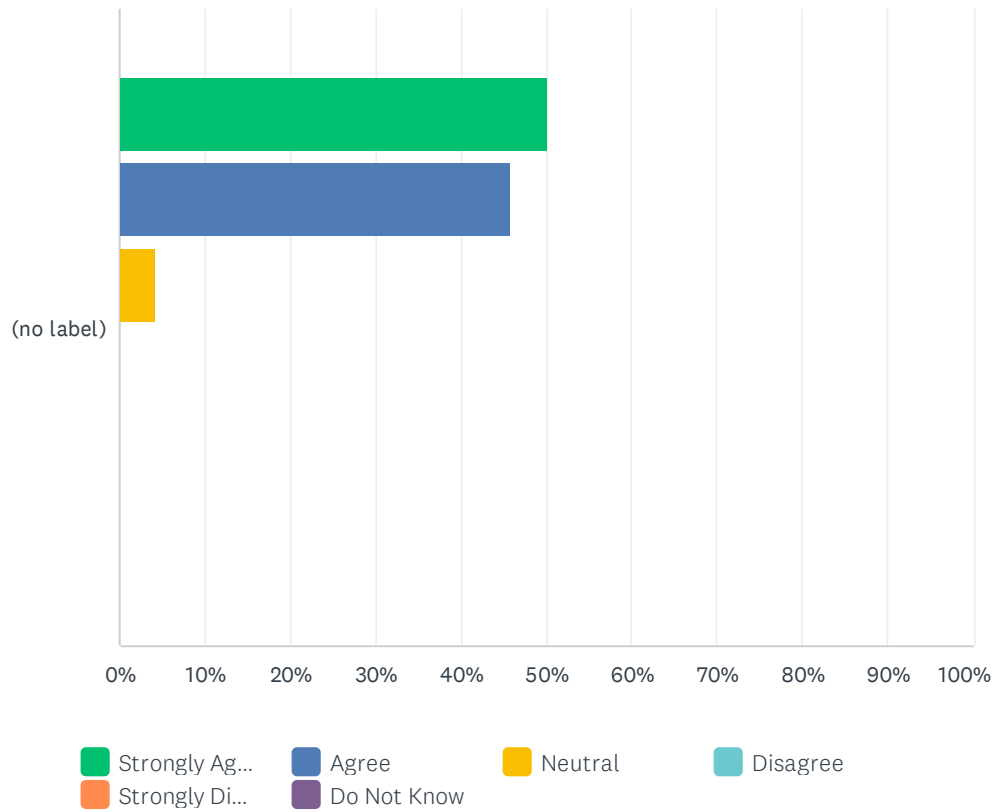
Answered: 25 Skipped: 4



	STRONGLY AGREE	AGREE	NEUTRAL	DISAGREE	STRONGLY DISAGREE	DO NOT KNOW	TOTAL	WEIGHTED AVERAGE
(no label)	44.00% 11	52.00% 13	4.00% 1	0.00% 0	0.00% 0	0.00% 0	25	1.60

Q10 I kept my students' parents informed about their child's progress.

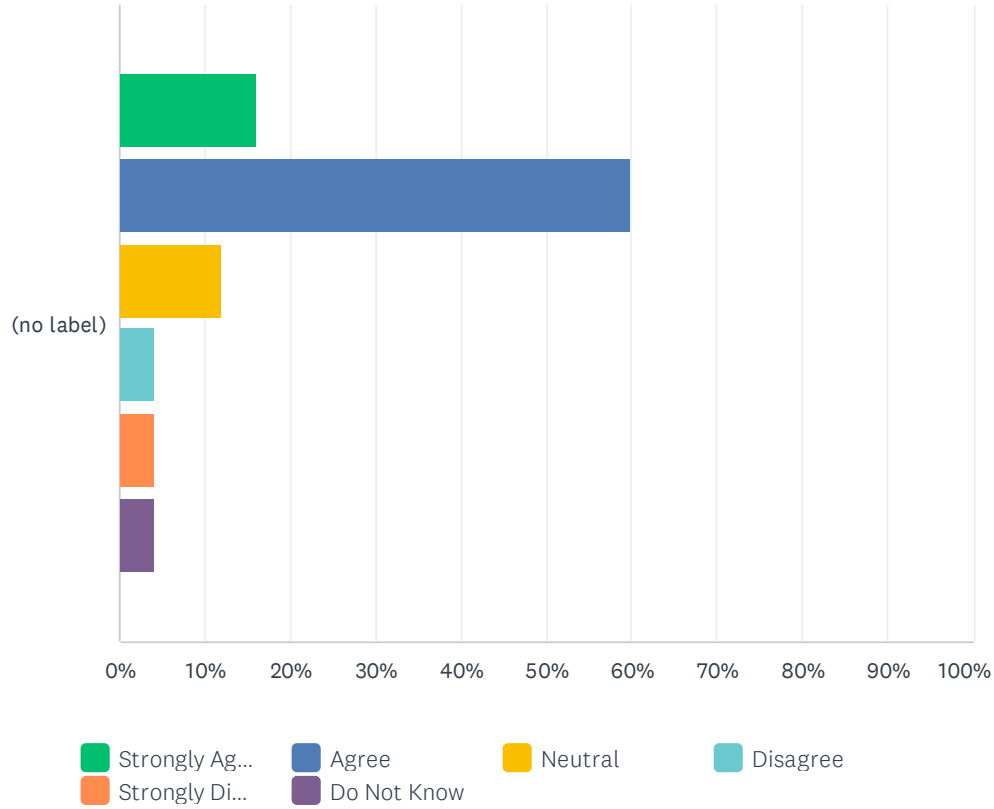
Answered: 24 Skipped: 5



	STRONGLY AGREE	AGREE	NEUTRAL	DISAGREE	STRONGLY DISAGREE	DO NOT KNOW	TOTAL	WEIGHTED AVERAGE
(no label)	50.00% 12	45.83% 11	4.17% 1	0.00% 0	0.00% 0	0.00% 0	24	1.54

Q11 My school made sure that teachers were aware of the materials and training available for parents.

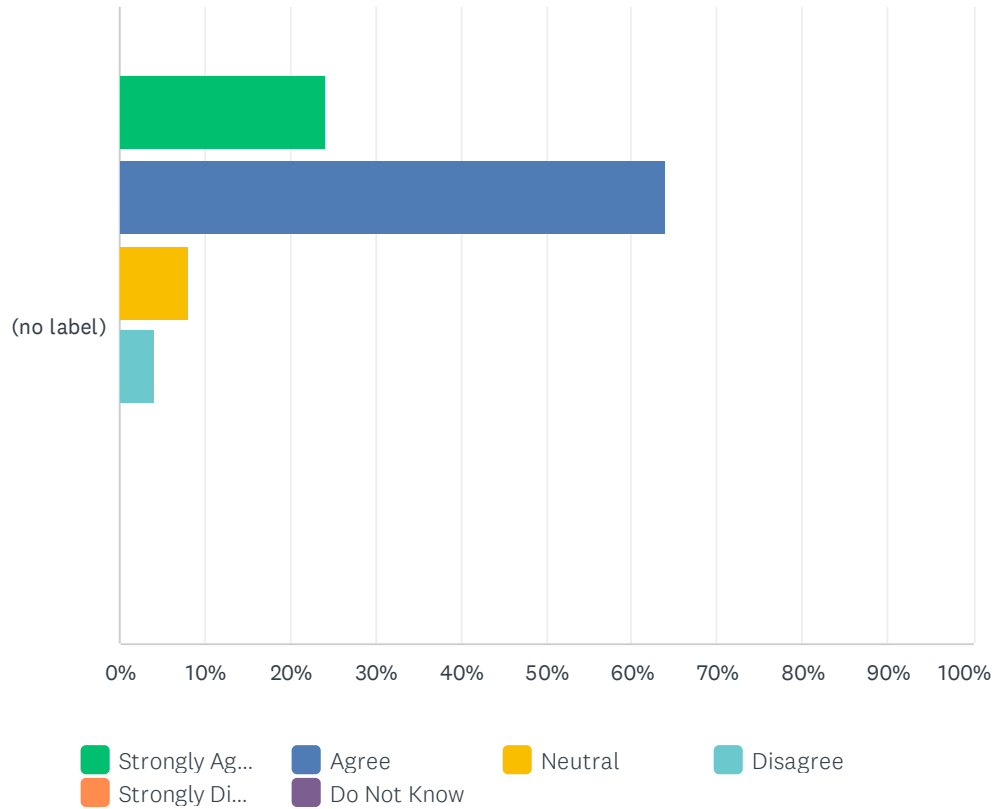
Answered: 25 Skipped: 4



	STRONGLY AGREE	AGREE	NEUTRAL	DISAGREE	STRONGLY DISAGREE	DO NOT KNOW	TOTAL	WEIGHTED AVERAGE
(no label)	16.00% 4	60.00% 15	12.00% 3	4.00% 1	4.00% 1	4.00% 1	25	2.32

Q12 I participated regularly in school-wide efforts to help parents work with their children to improve achievement.

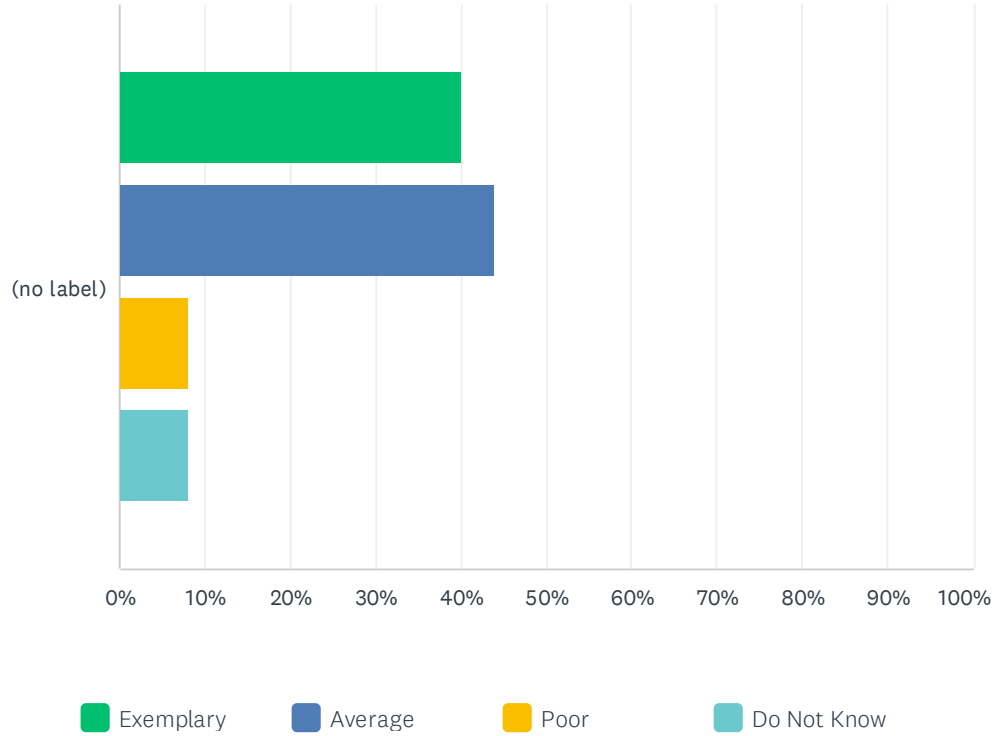
Answered: 25 Skipped: 4



	STRONGLY AGREE	AGREE	NEUTRAL	DISAGREE	STRONGLY DISAGREE	DO NOT KNOW	TOTAL	WEIGHTED AVERAGE
(no label)	24.00% 6	64.00% 16	8.00% 2	4.00% 1	0.00% 0	0.00% 0	25	1.92

Q13 School-provided materials to help parents work with their children to improve student achievement were:

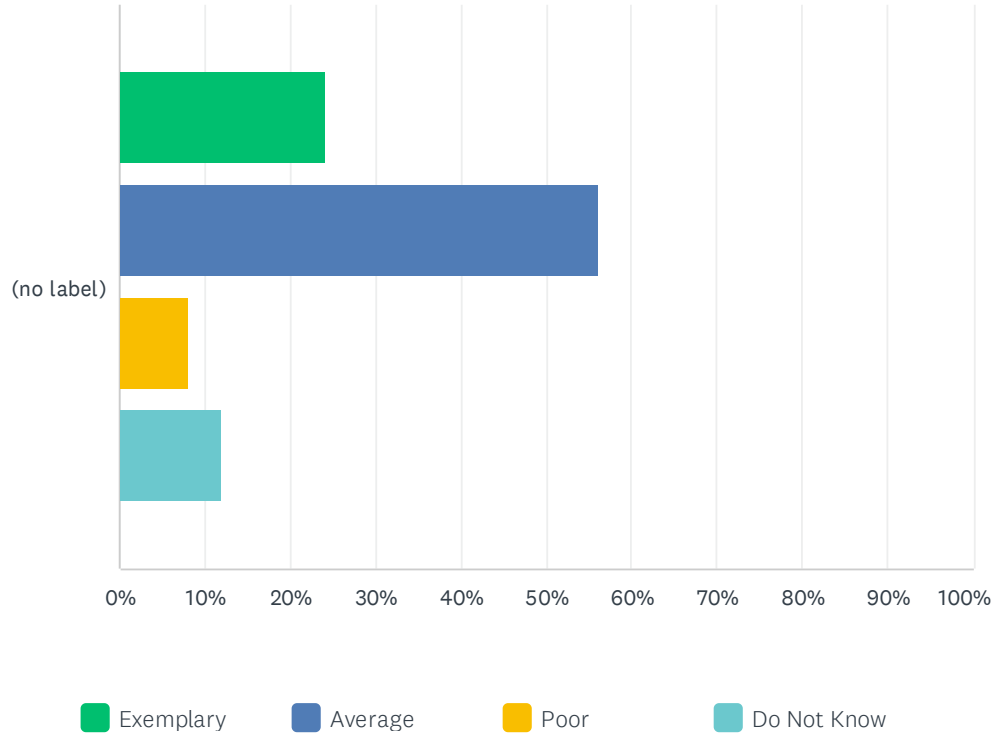
Answered: 25 Skipped: 4



	EXEMPLARY	AVERAGE	POOR	DO NOT KNOW	TOTAL	WEIGHTED AVERAGE
(no label)	40.00% 10	44.00% 11	8.00% 2	8.00% 2	25	2.00

Q14 School-provided training to help parents work with their children to improve student achievement were:

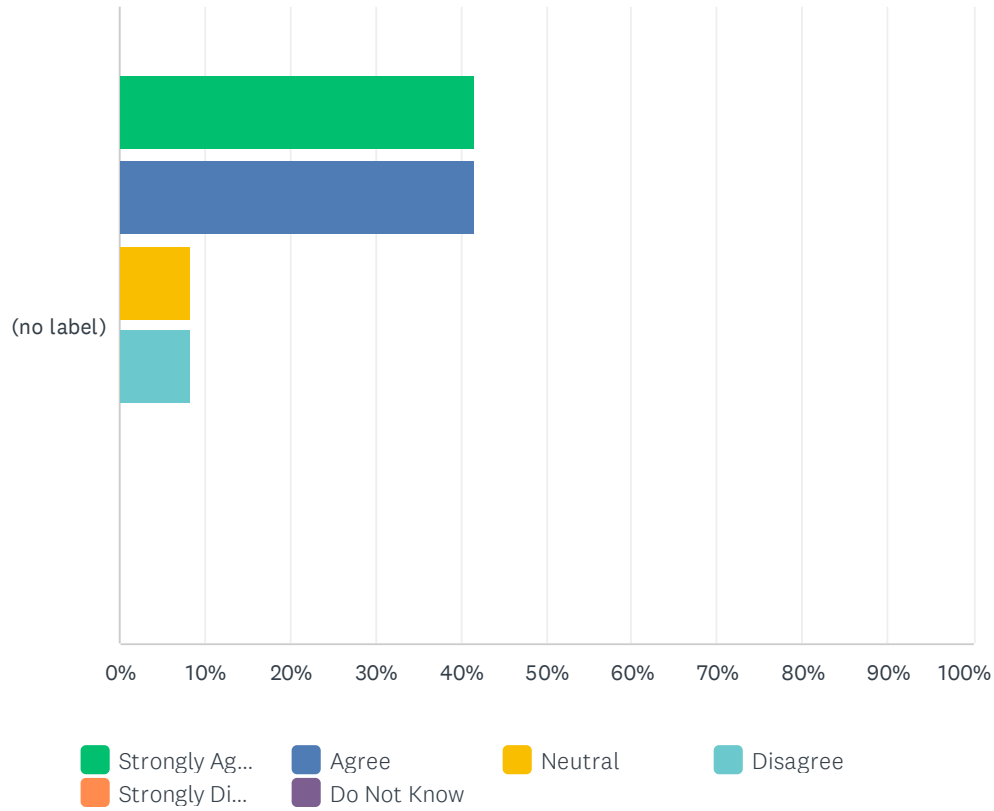
Answered: 25 Skipped: 4



	EXEMPLARY	AVERAGE	POOR	DO NOT KNOW	TOTAL	WEIGHTED AVERAGE
(no label)	24.00%	56.00%	8.00%	12.00%	25	2.32
	6	14	2	3		

Q15 I received information about the value of parent involvement and how to reach out to parents.

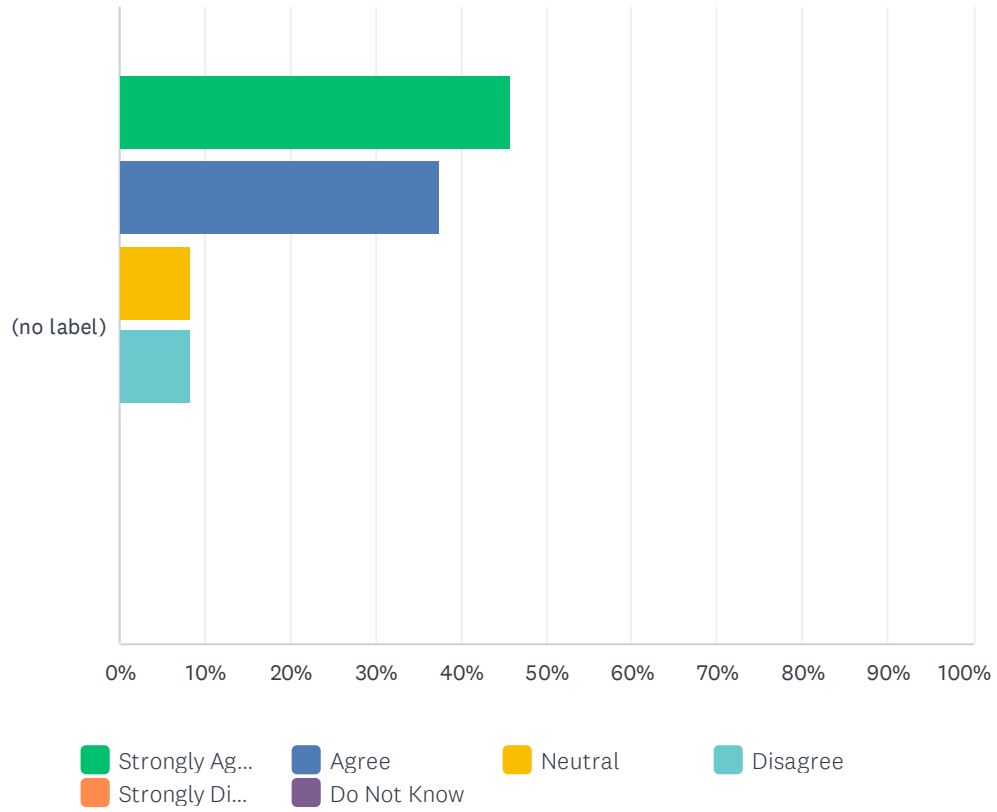
Answered: 24 Skipped: 5



	STRONGLY AGREE	AGREE	NEUTRAL	DISAGREE	STRONGLY DISAGREE	DO NOT KNOW	TOTAL	WEIGHTED AVERAGE
(no label)	41.67% 10	41.67% 10	8.33% 2	8.33% 2	0.00% 0	0.00% 0	24	1.83

Q16 I received information about how to communicate with parents.

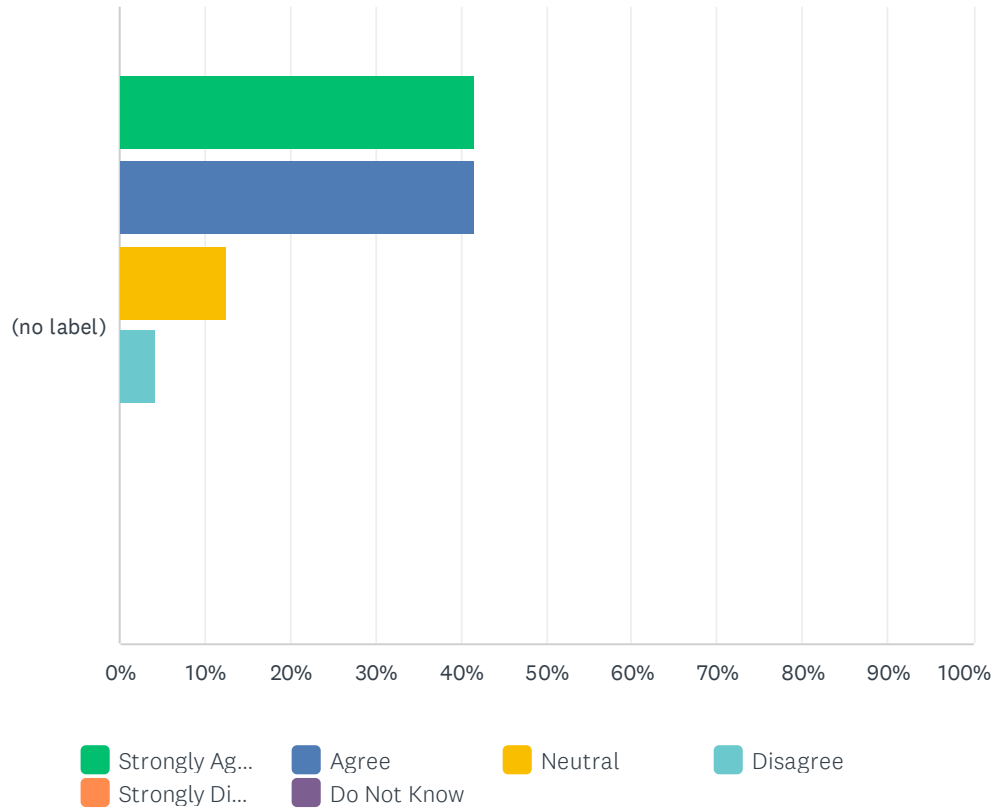
Answered: 24 Skipped: 5



	STRONGLY AGREE	AGREE	NEUTRAL	DISAGREE	STRONGLY DISAGREE	DO NOT KNOW	TOTAL	WEIGHTED AVERAGE
(no label)	45.83% 11	37.50% 9	8.33% 2	8.33% 2	0.00% 0	0.00% 0	24	1.79

Q17 I received information about how to work with parents respectfully.

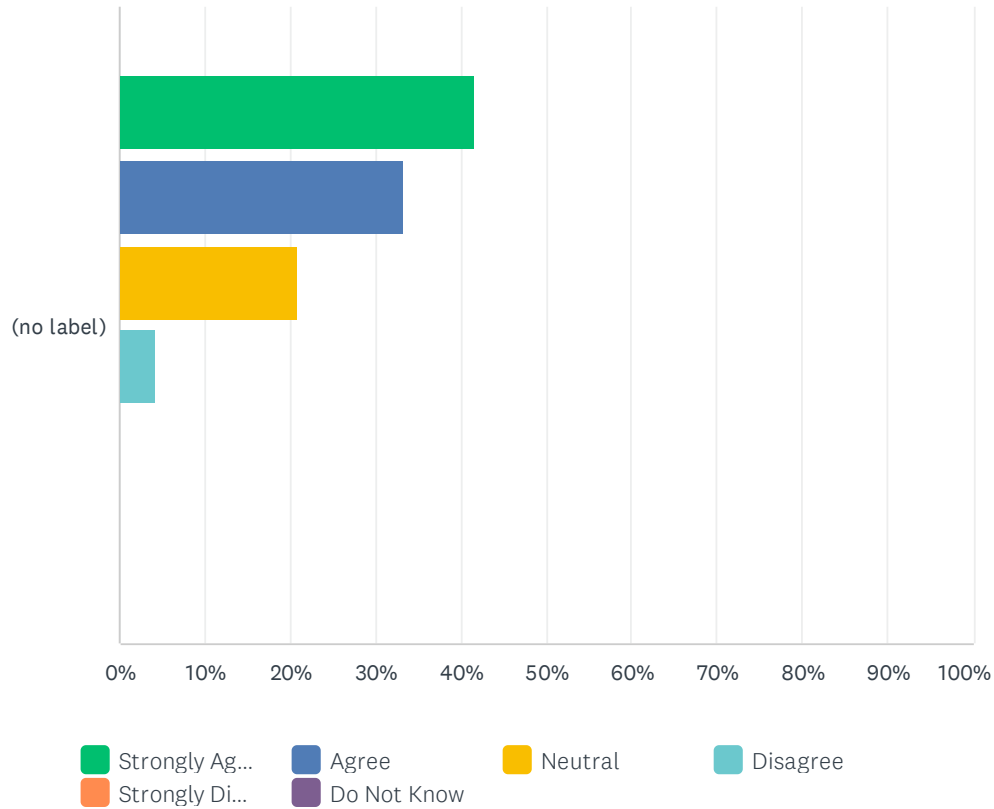
Answered: 24 Skipped: 5



	STRONGLY AGREE	AGREE	NEUTRAL	DISAGREE	STRONGLY DISAGREE	DO NOT KNOW	TOTAL	WEIGHTED AVERAGE
(no label)	41.67% 10	41.67% 10	12.50% 3	4.17% 1	0.00% 0	0.00% 0	24	1.79

Q18 My school provided multiple opportunities for parents to interact with teachers and stay involved.

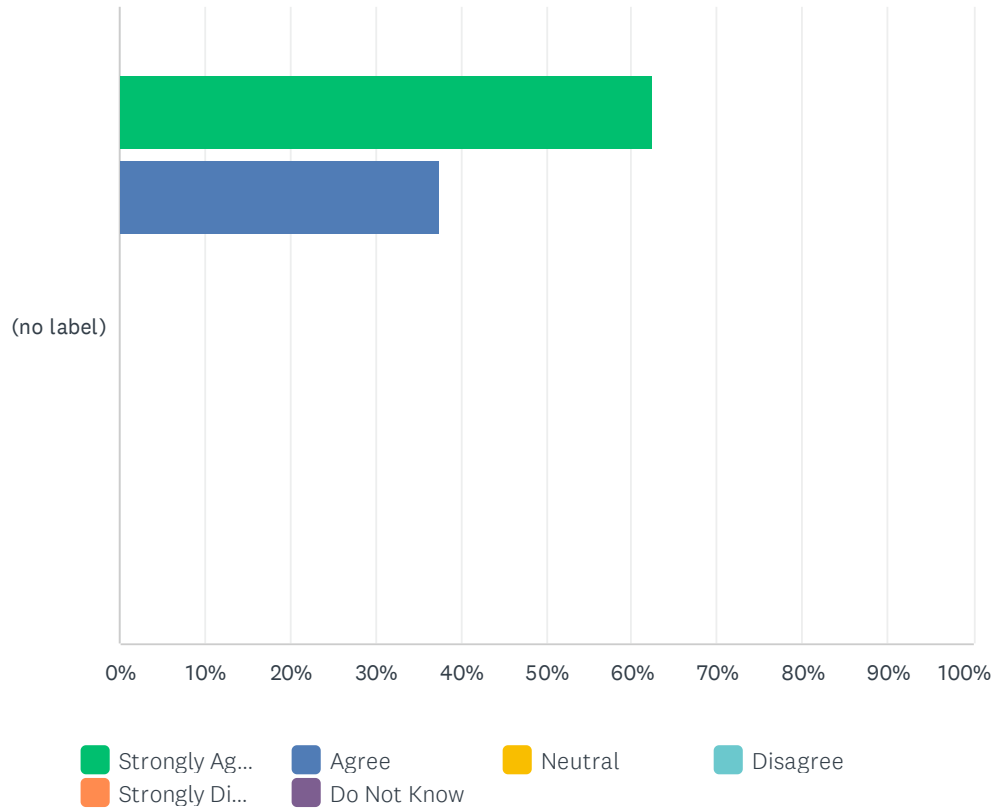
Answered: 24 Skipped: 5



	STRONGLY AGREE	AGREE	NEUTRAL	DISAGREE	STRONGLY DISAGREE	DO NOT KNOW	TOTAL	WEIGHTED AVERAGE
(no label)	41.67% 10	33.33% 8	20.83% 5	4.17% 1	0.00% 0	0.00% 0	24	1.88

Q19 Parents are equal partners in their child's education.

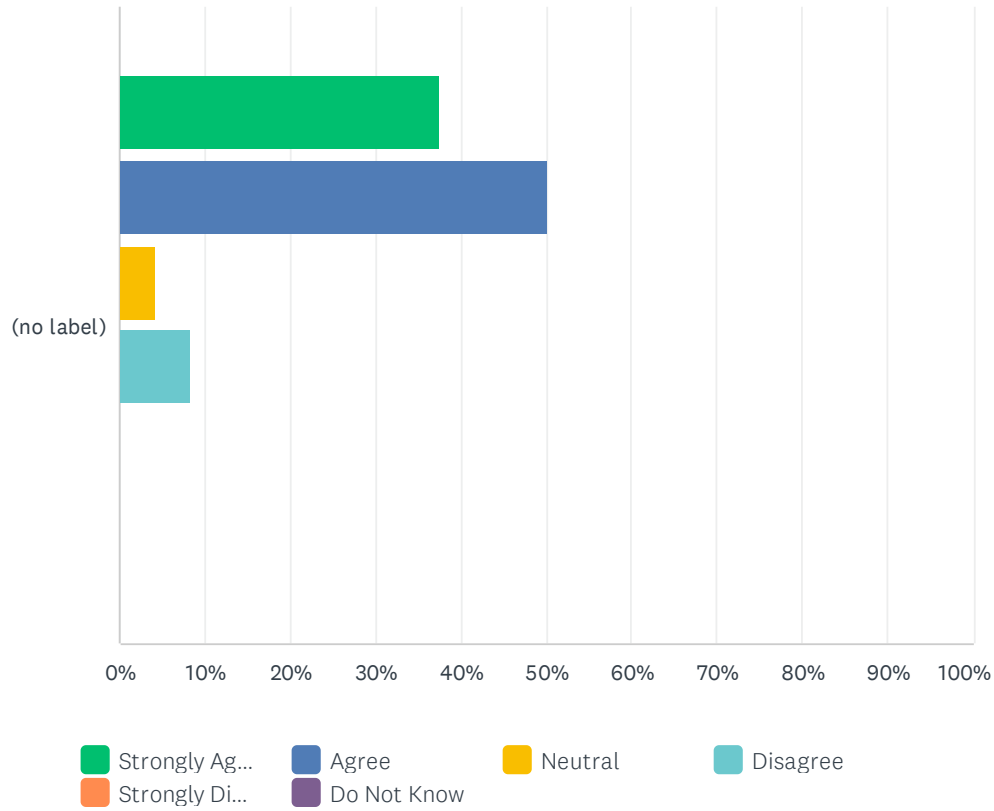
Answered: 24 Skipped: 5



	STRONGLY AGREE	AGREE	NEUTRAL	DISAGREE	STRONGLY DISAGREE	DO NOT KNOW	TOTAL	WEIGHTED AVERAGE
(no label)	62.50% 15	37.50% 9	0.00% 0	0.00% 0	0.00% 0	0.00% 0	24	1.38

Q20 I learned multiple strategies to communicate with parents and involve them in their children's education.

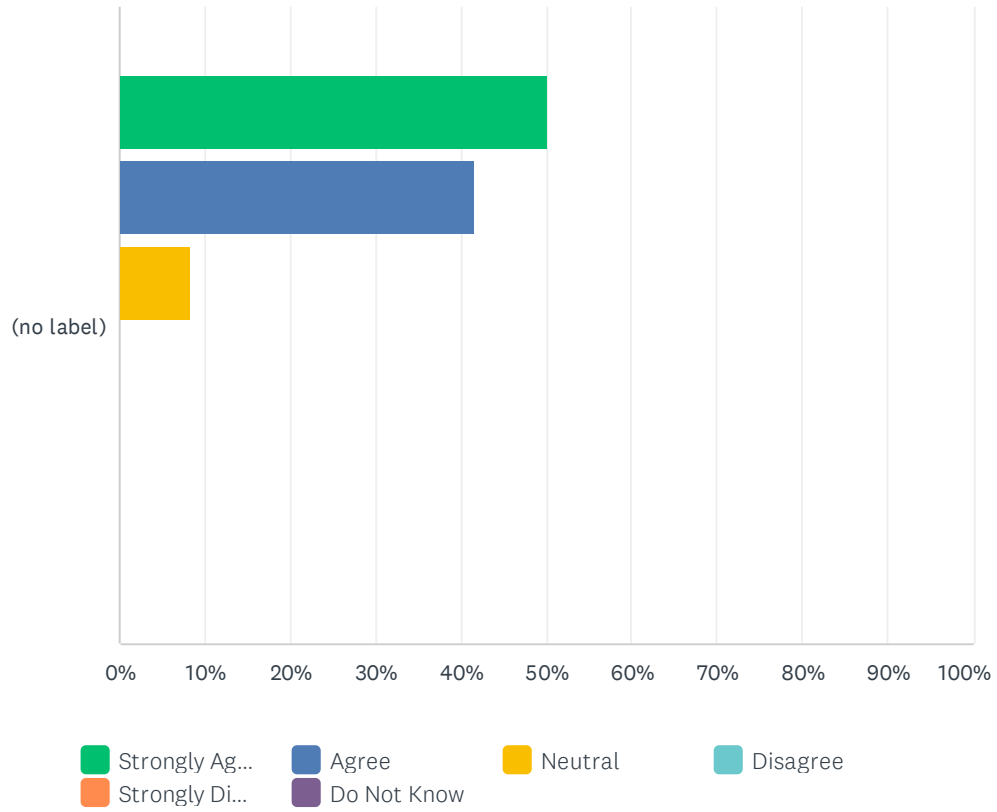
Answered: 24 Skipped: 5



	STRONGLY AGREE	AGREE	NEUTRAL	DISAGREE	STRONGLY DISAGREE	DO NOT KNOW	TOTAL	WEIGHTED AVERAGE
(no label)	37.50% 9	50.00% 12	4.17% 1	8.33% 2	0.00% 0	0.00% 0	24	1.83

Q21 I felt comfortable working to get my students' parents involved.

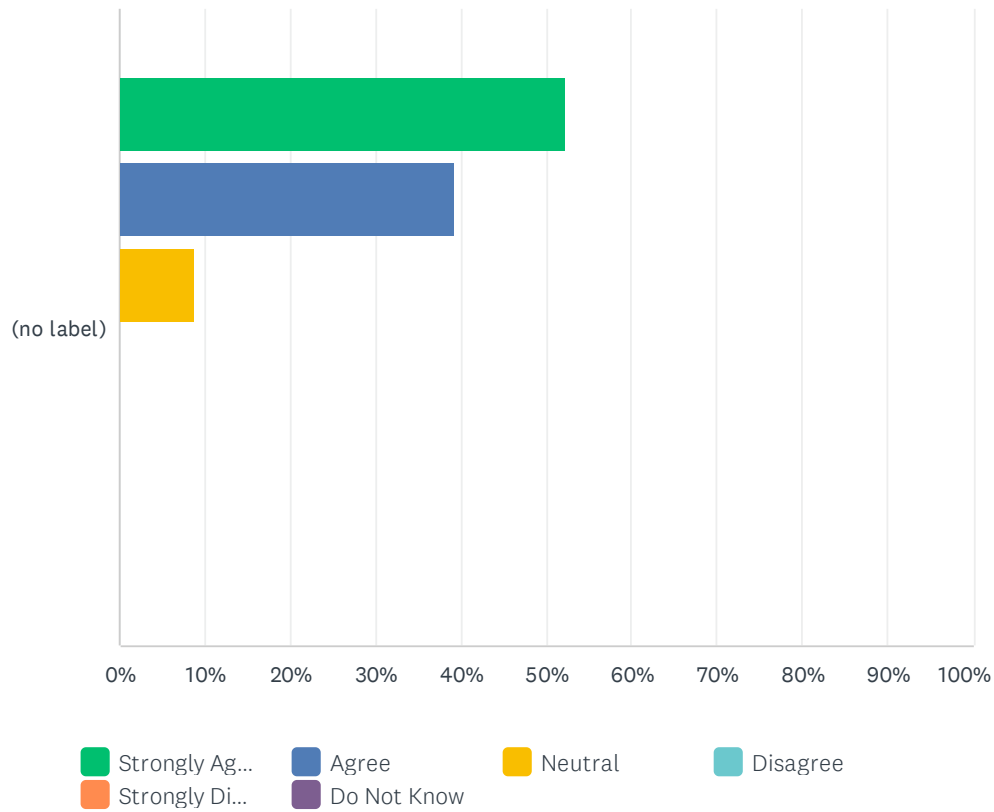
Answered: 24 Skipped: 5



	STRONGLY AGREE	AGREE	NEUTRAL	DISAGREE	STRONGLY DISAGREE	DO NOT KNOW	TOTAL	WEIGHTED AVERAGE
(no label)	50.00% 12	41.67% 10	8.33% 2	0.00% 0	0.00% 0	0.00% 0	24	1.58

Q22 I am able to establish rapport with all my students' parents.

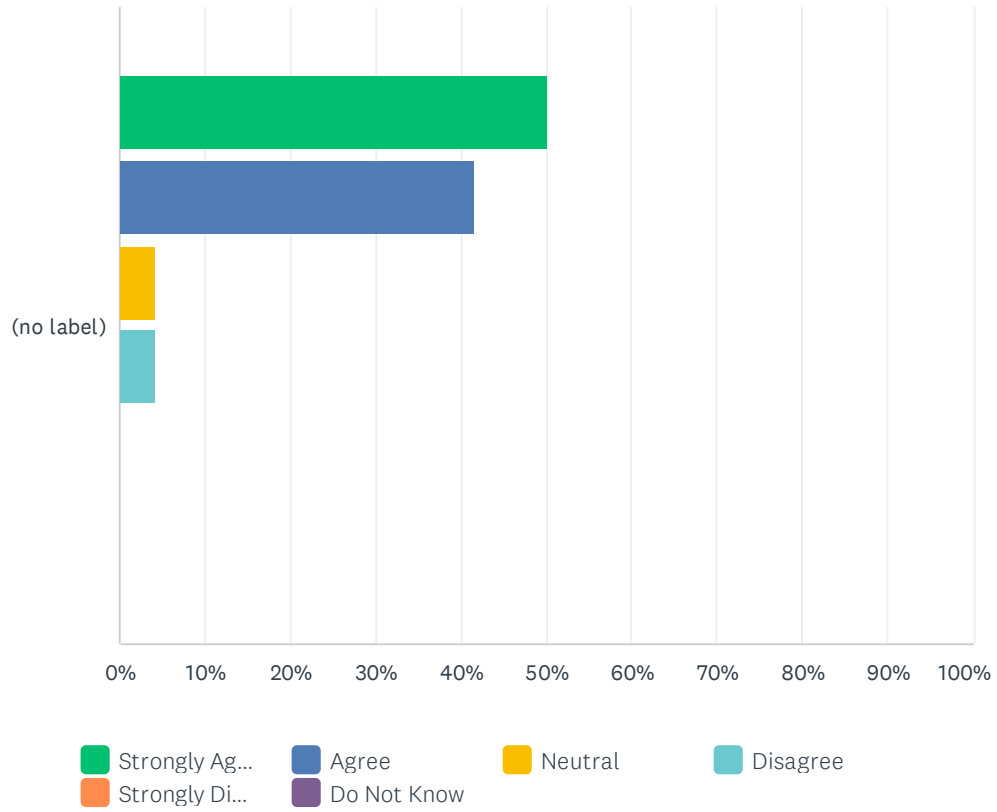
Answered: 23 Skipped: 6



	STRONGLY AGREE	AGREE	NEUTRAL	DISAGREE	STRONGLY DISAGREE	DO NOT KNOW	TOTAL	WEIGHTED AVERAGE
(no label)	52.17% 12	39.13% 9	8.70% 2	0.00% 0	0.00% 0	0.00% 0	23	1.57

Q23 I need input from parents to be effective in teaching their children.

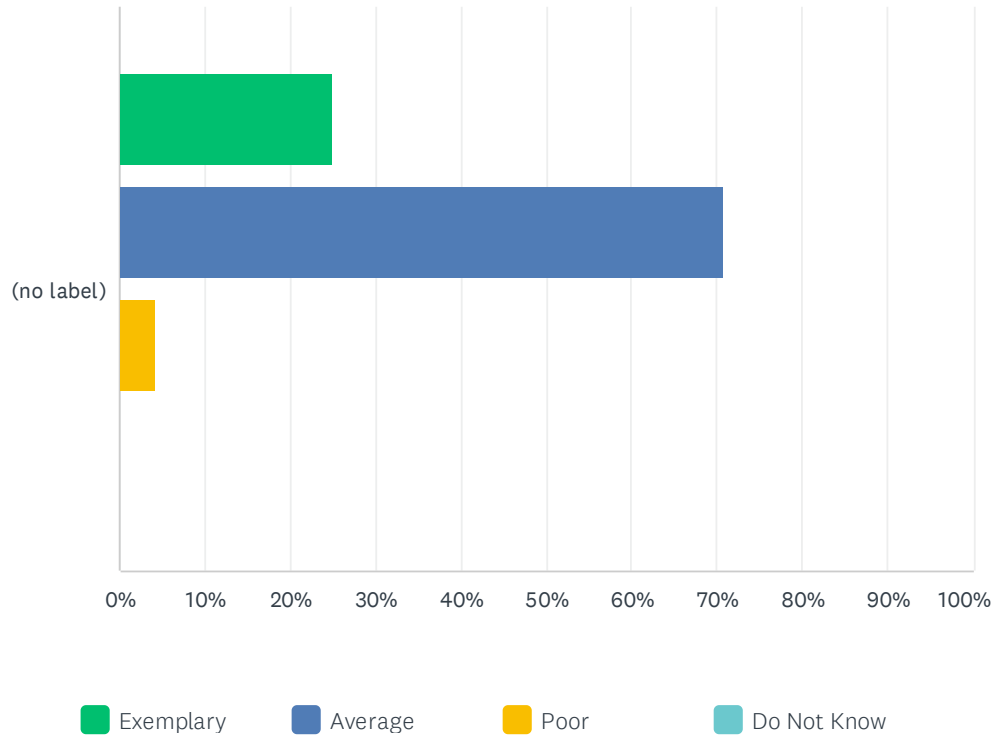
Answered: 24 Skipped: 5



	STRONGLY AGREE	AGREE	NEUTRAL	DISAGREE	STRONGLY DISAGREE	DO NOT KNOW	TOTAL	WEIGHTED AVERAGE
(no label)	50.00% 12	41.67% 10	4.17% 1	4.17% 1	0.00% 0	0.00% 0	24	1.63

Q24 Please rate the quality of the information you received regarding the value of parent involvement.

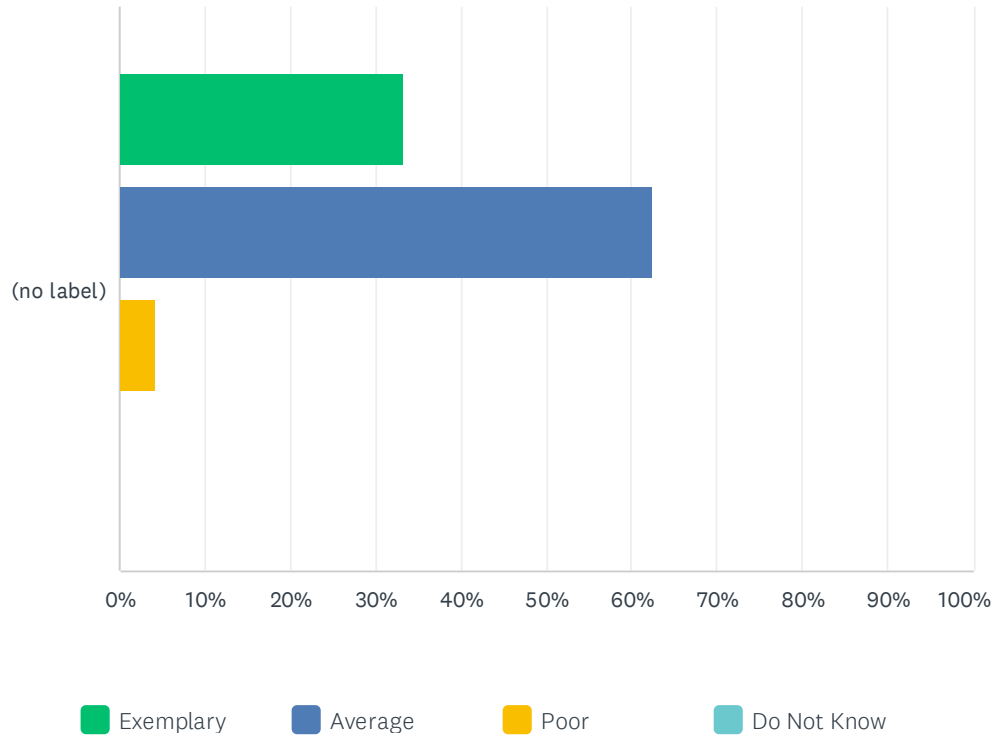
Answered: 24 Skipped: 5



	EXEMPLARY	AVERAGE	POOR	DO NOT KNOW	TOTAL	WEIGHTED AVERAGE
(no label)	25.00%	70.83%	4.17%	0.00%	24	1.79
	6	17	1	0		

Q25 Please rate the quality of the information you received regarding how to communicate with parents.

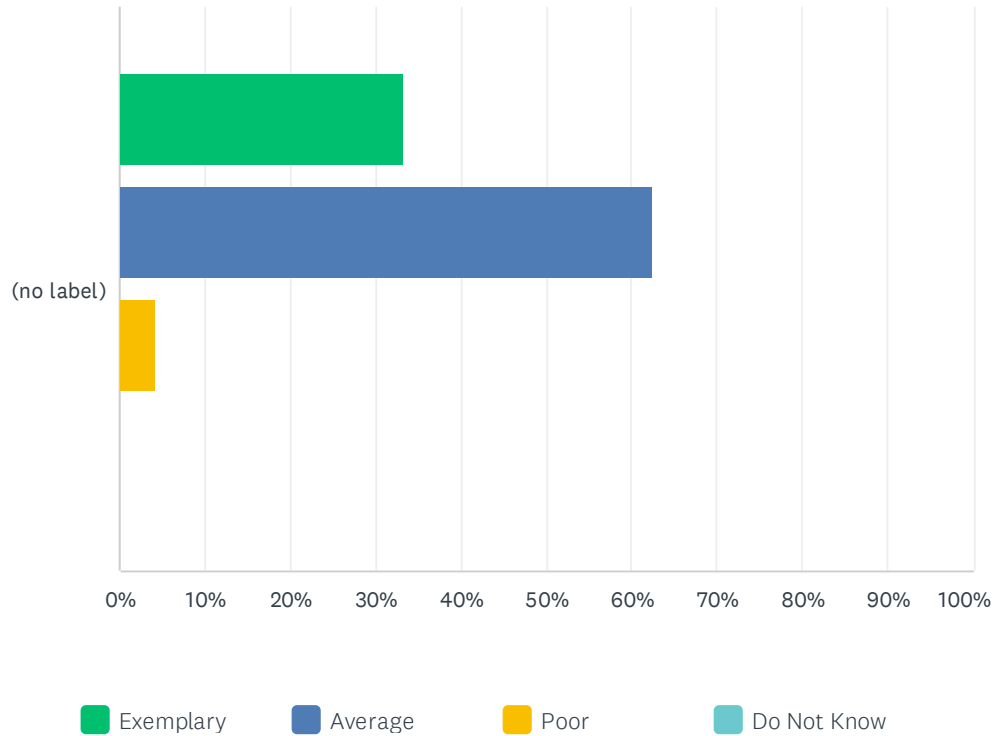
Answered: 24 Skipped: 5



	EXEMPLARY	AVERAGE	POOR	DO NOT KNOW	TOTAL	WEIGHTED AVERAGE
(no label)	33.33%	62.50%	4.17%	0.00%	24	1.71
	8	15	1	0		

Q26 Please rate the quality of the information you received regarding how to work with parents respectfully.

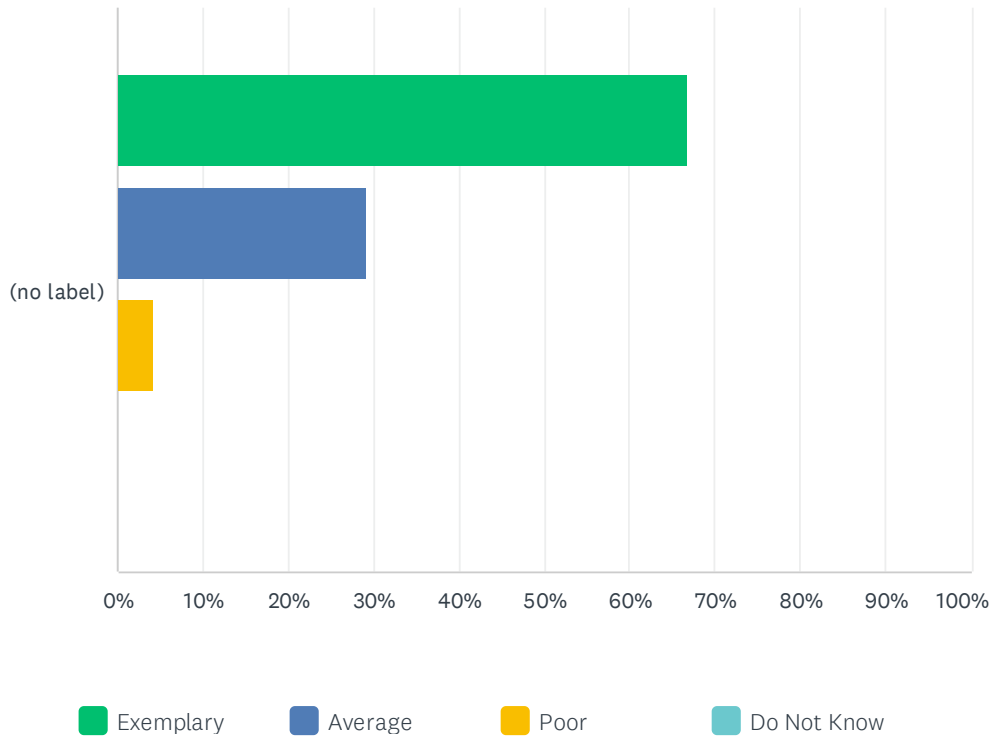
Answered: 24 Skipped: 5



	EXEMPLARY	AVERAGE	POOR	DO NOT KNOW	TOTAL	WEIGHTED AVERAGE
(no label)	33.33%	62.50%	4.17%	0.00%	24	1.71
	8	15	1	0		

Q27 How well did your school coordinate and integrate Title I parent and family engagement activities with other Title I programs or parent programs.

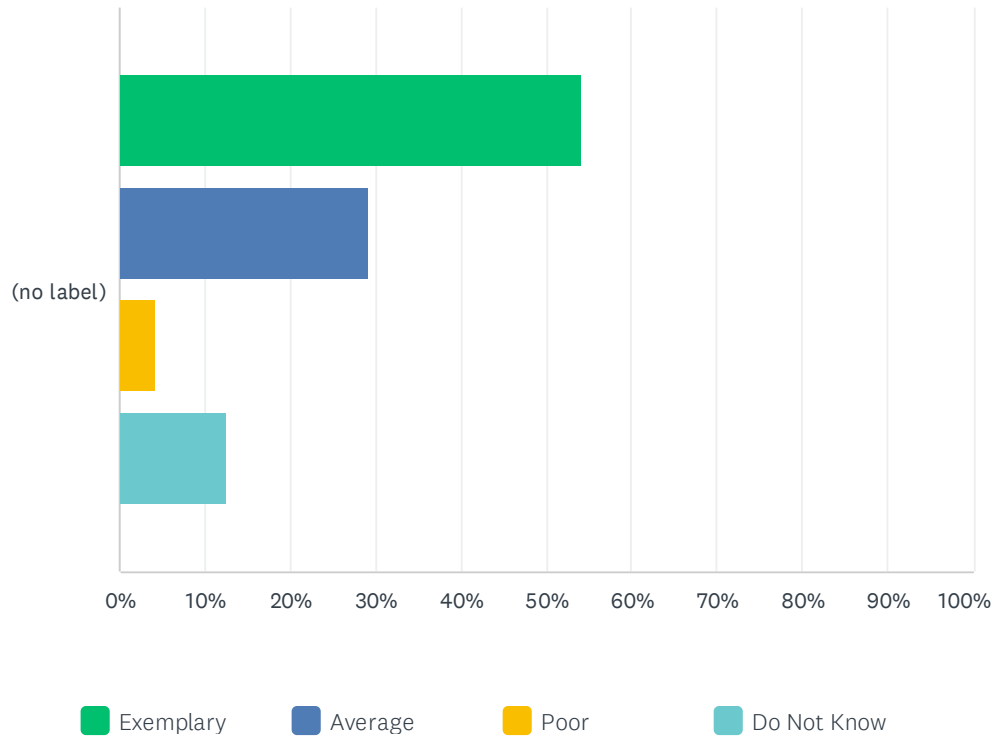
Answered: 24 Skipped: 5



	EXEMPLARY	AVERAGE	POOR	DO NOT KNOW	TOTAL	WEIGHTED AVERAGE
(no label)	66.67%	29.17%	4.17%	0.00%		
	16	7	1	0	24	1.38

Q28 How well was the information, provided by my school, sent to parents about school and parent programs, meetings, and other activities (e.g. the school newsletter) shared in the major languages spoken by parents in my school?

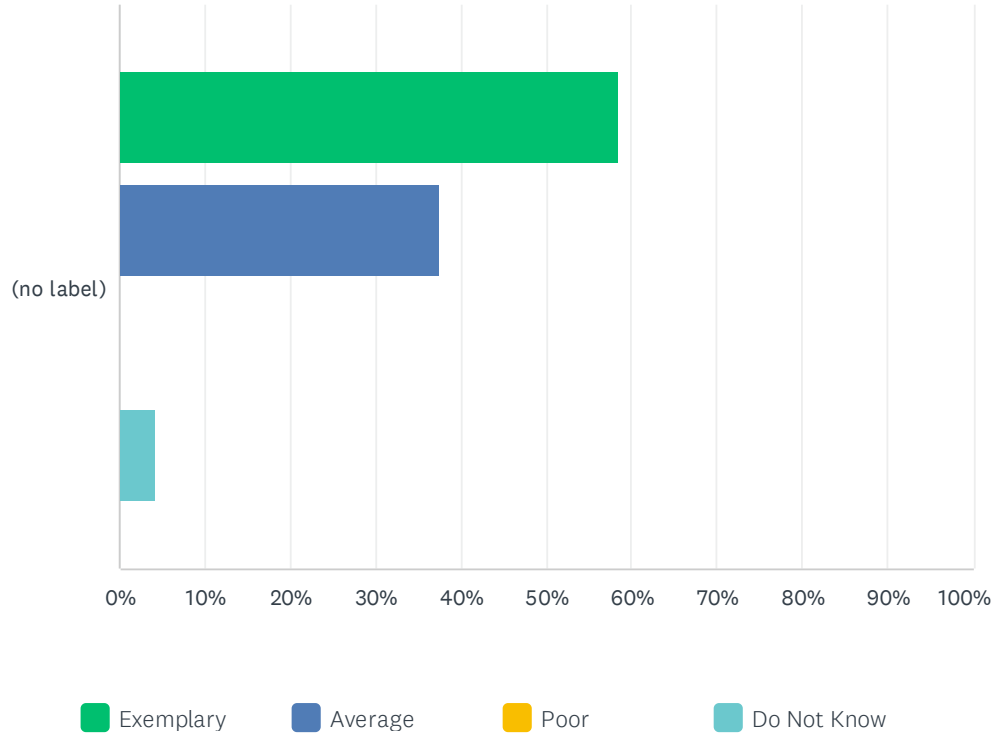
Answered: 24 Skipped: 5



	EXEMPLARY	AVERAGE	POOR	DO NOT KNOW	TOTAL	WEIGHTED AVERAGE
(no label)	54.17%	29.17%	4.17%	12.50%	24	2.00
	13	7	1	3		

Q29 How well was information which my school sent to parents provided in a format that they can easily understand, was at an appropriate readability level, and avoided educational jargon?

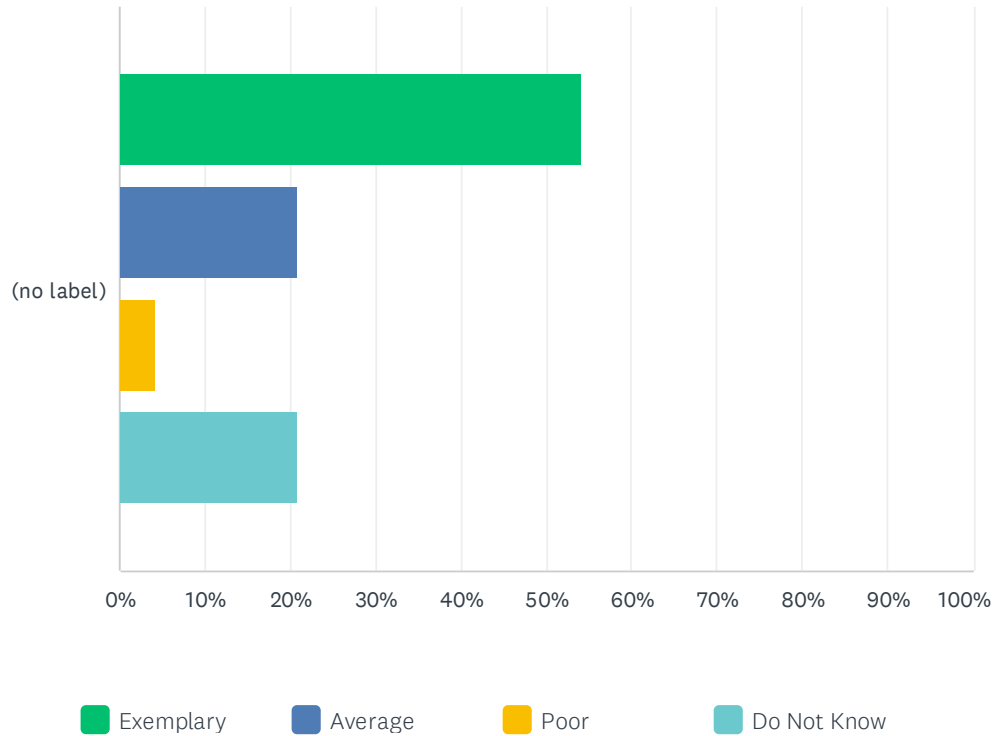
Answered: 24 Skipped: 5



	EXEMPLARY	AVERAGE	POOR	DO NOT KNOW	TOTAL	WEIGHTED AVERAGE
(no label)	58.33%	37.50%	0.00%	4.17%		
	14	9	0	1	24	1.58

Q30 How well did your school provide additional support for parental and family engagement activities at the request of parents?

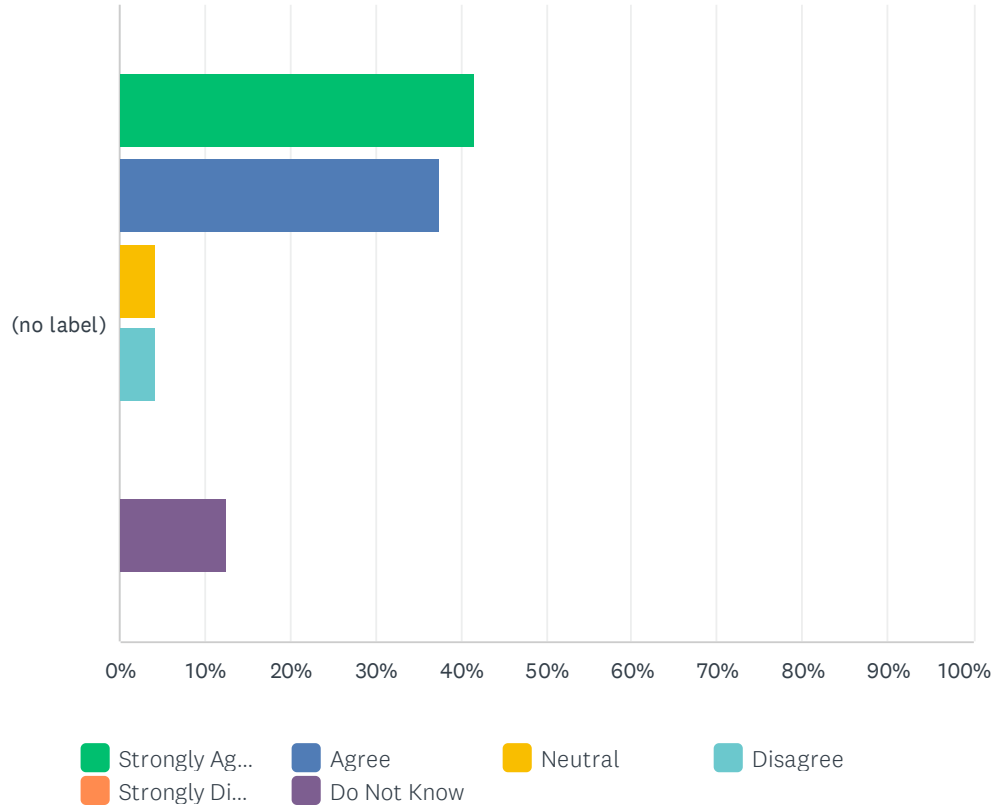
Answered: 24 Skipped: 5



	EXEMPLARY	AVERAGE	POOR	DO NOT KNOW	TOTAL	WEIGHTED AVERAGE
(no label)	54.17% 13	20.83% 5	4.17% 1	20.83% 5	24	2.33

Q31 Parents in my school are given multiple opportunities to request specific support for parental and family engagement activities.

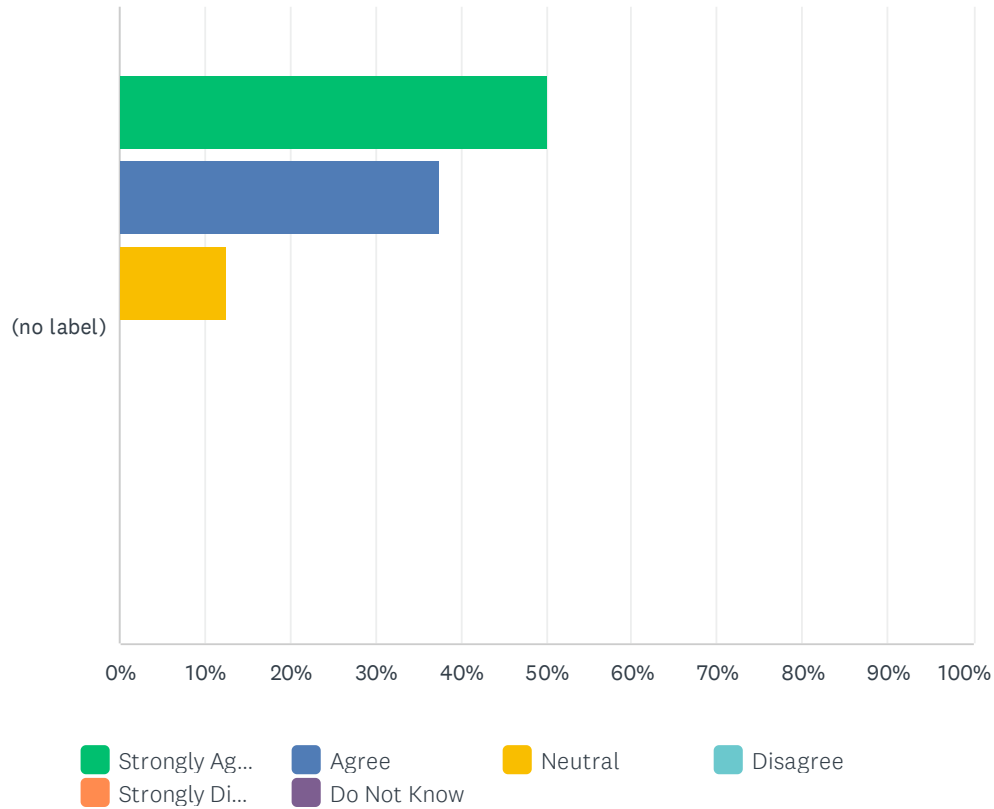
Answered: 24 Skipped: 5



	STRONGLY AGREE	AGREE	NEUTRAL	DISAGREE	STRONGLY DISAGREE	DO NOT KNOW	TOTAL	WEIGHTED AVERAGE
(no label)	41.67% 10	37.50% 9	4.17% 1	4.17% 1	0.00% 0	12.50% 3	24	2.21

Q32 I provided additional support for parental and family engagement activities at the request of my students' parents.

Answered: 24 Skipped: 5



	STRONGLY AGREE	AGREE	NEUTRAL	DISAGREE	STRONGLY DISAGREE	DO NOT KNOW	TOTAL	WEIGHTED AVERAGE
(no label)	50.00% 12	37.50% 9	12.50% 3	0.00% 0	0.00% 0	0.00% 0	24	1.63

Q33 What did you do to make sure that parents could understand materials you created and sent to them?

Answered: 13 Skipped: 16