



# **ENVIRONMENTAL SCIENCE**

## Course Description

**Effective Fall 2013**

*AP Course Descriptions are updated regularly. Please visit AP Central® ([apcentral.collegeboard.org](http://apcentral.collegeboard.org)) to determine whether a more recent Course Description PDF is available.*

## **The College Board**

The College Board is a mission-driven not-for-profit organization that connects students to college success and opportunity. Founded in 1900, the College Board was created to expand access to higher education. Today, the membership association is made up of more than 5,900 of the world's leading educational institutions and is dedicated to promoting excellence and equity in education. Each year, the College Board helps more than seven million students prepare for a successful transition to college through programs and services in college readiness and college success — including the SAT® and the Advanced Placement Program®. The organization also serves the education community through research and advocacy on behalf of students, educators, and schools.

For further information, visit [www.collegeboard.org](http://www.collegeboard.org).

## **AP Equity and Access Policy**

The College Board strongly encourages educators to make equitable access a guiding principle for their AP programs by giving all willing and academically prepared students the opportunity to participate in AP. We encourage the elimination of barriers that restrict access to AP for students from ethnic, racial, and socioeconomic groups that have been traditionally underserved. Schools should make every effort to ensure their AP classes reflect the diversity of their student population. The College Board also believes that all students should have access to academically challenging course work before they enroll in AP classes, which can prepare them for AP success. It is only through a commitment to equitable preparation and access that true equity and excellence can be achieved.

## **AP Course Descriptions**

AP Course Descriptions are updated regularly. Please visit AP Central® ([apcentral.collegeboard.org](http://apcentral.collegeboard.org)) to determine whether a more recent Course Description PDF is available.

# Contents

About the AP Program .....	1
Offering AP Courses and Enrolling Students.....	1
How AP Courses and Exams Are Developed.....	2
How AP Exams Are Scored .....	2
Additional Resources.....	3
AP Environmental Science .....	4
Introduction .....	4
The Course .....	4
Prerequisites .....	5
Textbooks .....	5
Topic Outline .....	6
Laboratory and Field Investigation .....	9
Instructional Issues: Training, Funding, and Scheduling .....	11
The Exam .....	11
Sample Multiple-Choice Questions .....	12
Answers to Multiple-Choice Questions .....	16
Sample Free-Response Questions .....	17
Resources for AP Teachers .....	21
AP Central (apcentral.collegeboard.org) .....	21
AP Course Audit.....	21
Advances in AP .....	21
AP Teacher Communities .....	21
Higher Ed .....	21
College Board Store .....	21



## About the AP<sup>®</sup> Program

AP<sup>®</sup> enables students to pursue college-level studies while still in high school. Through more than 30 courses, each culminating in a rigorous exam, AP provides willing and academically prepared students with the opportunity to earn college credit, advanced placement, or both. Taking AP courses also demonstrates to college admission officers that students have sought out the most rigorous course work available to them.

Each AP course is modeled upon a comparable college course, and college and university faculty play a vital role in ensuring that AP courses align with college-level standards. Talented and dedicated AP teachers help AP students in classrooms around the world develop and apply the content knowledge and skills they will need in college.

Each AP course concludes with a college-level assessment developed and scored by college and university faculty as well as experienced AP teachers. AP Exams are an essential part of the AP experience, enabling students to demonstrate their mastery of college-level course work. More than 90 percent of four-year colleges and universities in the United States grant students credit, placement, or both on the basis of successful AP Exam scores. Universities in more than 60 countries recognize AP Exam scores in the admission process and/or award credit and placement for qualifying scores. Visit [www.collegeboard.org/ap/creditpolicy](http://www.collegeboard.org/ap/creditpolicy) to view AP credit and placement policies at more than 1,000 colleges and universities.

Performing well on an AP Exam means more than just the successful completion of a course; it is a pathway to success in college. Research consistently shows that students who score a 3 or higher on AP Exams typically experience greater academic success in college and are more likely to graduate on time than otherwise comparable non-AP peers. Additional AP studies are available at [www.collegeboard.org/apresearchsummaries](http://www.collegeboard.org/apresearchsummaries).

## Offering AP Courses and Enrolling Students

This course description details the essential information required to understand the objectives and expectations of an AP course. The AP Program unequivocally supports the principle that each school develops and implements its own curriculum that will enable students to develop the content knowledge and skills described here.

Schools wishing to offer AP courses must participate in the AP Course Audit, a process through which AP teachers' syllabi are reviewed by college faculty. The AP Course Audit was created at the request of College Board members who sought a means for the College Board to provide teachers and administrators with clear guidelines on curricular and resource requirements for AP courses and to help colleges and universities validate courses marked "AP" on students' transcripts. This process ensures that AP teachers' syllabi meet or exceed the curricular and resource expectations that college and secondary school faculty have established for college-level courses. For more information on the AP Course Audit, visit [www.collegeboard.org/apcourseaudit](http://www.collegeboard.org/apcourseaudit).

## **How AP Courses and Exams Are Developed**

AP courses and exams are designed by committees of college faculty and expert AP teachers who ensure that each AP subject reflects and assesses college-level expectations. AP Development Committees define the scope and expectations of the course, articulating through a curriculum framework what students should know and be able to do upon completion of the AP course. Their work is informed by data collected from a range of colleges and universities to ensure that AP coursework reflects current scholarship and advances in the discipline. To find a list of each subject's current AP Development Committee members, please visit [apcentral.collegeboard.org/developmentcommittees](http://apcentral.collegeboard.org/developmentcommittees).

The AP Development Committees are also responsible for drawing clear and well-articulated connections between the AP course and AP Exam — work that includes designing and approving exam specifications and exam questions. The AP Exam development process is a multi-year endeavor; all AP Exams undergo extensive review, revision, piloting, and analysis to ensure that questions are high quality and fair, and that there is an appropriate spread of difficulty across the questions.

Throughout AP course and exam development, the College Board gathers feedback from various stakeholders in both secondary schools and higher education institutions. This feedback is carefully considered to ensure that AP courses and exams are able to provide students with a college-level learning experience and the opportunity to demonstrate their qualifications for advanced placement upon college entrance.

## **How AP Exams Are Scored**

The exam scoring process, like the course and exam development process, relies on the expertise of both AP teachers and college faculty. While multiple-choice questions are scored by machine, the free-response questions are scored by thousands of college faculty and expert AP teachers at the annual AP Reading. AP Exam Readers are thoroughly trained, and their work is monitored throughout the Reading for fairness and consistency. In each subject, a highly respected college faculty member fills the role of Chief Reader, who, with the help of AP Readers in leadership positions, maintains the accuracy of the scoring standards. Scores on the free-response questions are weighted and combined with the weighted results of the computer-scored multiple-choice questions. These composite, weighted raw scores are converted into the reported AP Exam scores of 5, 4, 3, 2, and 1.

The score-setting process is both precise and labor intensive, involving numerous psychometric analyses of the results of a specific AP Exam in a specific year and of the particular group of students who took that exam. Additionally, to ensure alignment with college-level standards, part of the score-setting process involves comparing the performance of AP students with the performance of students enrolled in comparable courses in colleges throughout the United States. In general, the AP composite score points are set so that the lowest raw score needed to earn an AP Exam score of 5 is equivalent to the average score among college students earning grades of A in the college course. Similarly, AP Exam scores of 4 are equivalent to college grades of A–, B+, and B. AP Exam scores of 3 are equivalent to college grades of B–, C+, and C.

<b>AP Score</b>	<b>Qualification</b>
5	Extremely well qualified
4	Well qualified
3	Qualified
2	Possibly qualified
1	No recommendation

### **Additional Resources**

Visit [apcentral.collegeboard.org](http://apcentral.collegeboard.org) for more information about the AP Program.

# AP Environmental Science

## INTRODUCTION

The AP Environmental Science course is designed to be the equivalent of a one-semester, introductory college course in environmental science. Unlike most other introductory-level college science courses, environmental science is offered from a wide variety of departments, including geology, biology, environmental studies, environmental science, chemistry, and geography. Depending on the department offering the course, different emphases are placed on various topics. Some courses are rigorous science courses that stress scientific principles and analysis and that often include a laboratory component; other courses emphasize the study of environmental issues from a sociological or political perspective rather than a scientific one. The AP Environmental Science course has been developed to be most like the former; as such, it is intended to enable students to undertake, as first-year college students, a more advanced study of topics in environmental science or, alternatively, to fulfill a basic requirement for a laboratory science and thus free time for taking other courses.

The AP Course Description and AP Exam have been prepared by environmental scientists and educators who serve as members of the AP Environmental Science Development Committee. In both breadth and level of detail, the content of the course reflects what is found in many introductory college courses in environmental science. The exam is representative of such a course and therefore is considered appropriate for the measurement of skills and knowledge in the field of environmental science.

## THE COURSE

The goal of the AP Environmental Science course is to provide students with the scientific principles, concepts, and methodologies required to understand the interrelationships of the natural world, to identify and analyze environmental problems both natural and human-made, to evaluate the relative risks associated with these problems, and to examine alternative solutions for resolving or preventing them.

Environmental science is interdisciplinary; it embraces a wide variety of topics from different areas of study. Yet there are several major unifying constructs, or themes, that cut across the many topics included in the study of environmental science. The following themes provide a foundation for the structure of the AP Environmental Science course.

1. Science is a process.
  - Science is a method of learning more about the world.
  - Science constantly changes the way we understand the world.
2. Energy conversions underlie all ecological processes.
  - Energy cannot be created; it must come from somewhere.
  - As energy flows through systems, at each step more of it becomes unusable.



3. The Earth itself is one interconnected system.
  - Natural systems change over time and space.
  - Biogeochemical systems vary in ability to recover from disturbances.
4. Humans alter natural systems.
  - Humans have had an impact on the environment for millions of years.
  - Technology and population growth have enabled humans to increase both the rate and scale of their impact on the environment.
5. Environmental problems have a cultural and social context.
  - Understanding the role of cultural, social, and economic factors is vital to the development of solutions.
6. Human survival depends on developing practices that will achieve sustainable systems.
  - A suitable combination of conservation and development is required.
  - Management of common resources is essential.

## **Prerequisites**

The AP Environmental Science course is an excellent option for any interested student who has completed two years of high school laboratory science — one year of life science and one year of physical science (for example, a year of biology and a year of chemistry). Due to the quantitative analysis that is required in the course, students should also have taken at least one year of algebra. Also desirable (but not necessary) is a course in earth science. Because of the prerequisites, AP Environmental Science will usually be taken in either the junior or senior year.

## **Textbooks**

A number of recently published textbooks are appropriate for college students enrolled in introductory courses in environmental science. Reviews of many such textbooks can be found by clicking on the Teachers' Resources tab on the AP Central Web page ([apcentral.collegeboard.org](http://apcentral.collegeboard.org)). The AP Environmental Science teacher should examine a variety of textbooks and use one that will adequately cover the suggested syllabus in a manner and style satisfactory to the teacher and the students. Among the major considerations to be used in choosing a text are depth and breadth of coverage, quality of illustrations, readability, clarity of presentation, value of end-of-chapter questions, availability of other teaching aids, and the capacity to stimulate student interest. A recently published textbook should be chosen so as to ensure that the information it contains is current and accurate.

School systems should recognize that the rapidly changing nature of environmental science requires regular updating of textbooks. While textbooks serve as valuable references, they cannot be exhaustive. Professional development — especially remaining current with new discoveries, events, and conceptual trends — is one responsibility of any AP teacher.

## Topic Outline

The following outline of major topics serves to describe the scope of the AP Environmental Science course and exam. The order of topics in the outline holds no special significance, since there are many different sequences in which the topics can be appropriately addressed in the course. The percentage after each major topic heading shows the approximate proportion of multiple-choice questions on the exam that pertain to that heading; thus, the percentage also indicates the relative emphasis that should be placed on the topics in the course.

### I. Earth Systems and Resources (10–15%)

- A. Earth Science Concepts  
(Geologic time scale; plate tectonics, earthquakes, volcanism; seasons; solar intensity and latitude)
- B. The Atmosphere  
(Composition; structure; weather and climate; atmospheric circulation and the Coriolis Effect; atmosphere–ocean interactions; ENSO)
- C. Global Water Resources and Use  
(Freshwater/saltwater; ocean circulation; agricultural, industrial, and domestic use; surface and groundwater issues; global problems; conservation)
- D. Soil and Soil Dynamics  
(Rock cycle; formation; composition; physical and chemical properties; main soil types; erosion and other soil problems; soil conservation)

### II. The Living World (10–15%)

- A. Ecosystem Structure  
(Biological populations and communities; ecological niches; interactions among species; keystone species; species diversity and edge effects; major terrestrial and aquatic biomes)
- B. Energy Flow  
(Photosynthesis and cellular respiration; food webs and trophic levels; ecological pyramids)
- C. Ecosystem Diversity  
(Biodiversity; natural selection; evolution; ecosystem services)
- D. Natural Ecosystem Change  
(Climate shifts; species movement; ecological succession)
- E. Natural Biogeochemical Cycles  
(Carbon, nitrogen, phosphorus, sulfur, water, conservation of matter)

### III. Population (10–15%)

- A. Population Biology Concepts  
(Population ecology; carrying capacity; reproductive strategies; survivorship)
- B. Human Population
  - 1. Human population dynamics  
(Historical population sizes; distribution; fertility rates; growth rates and doubling times; demographic transition; age-structure diagrams)
  - 2. Population size  
(Strategies for sustainability; case studies; national policies)
  - 3. Impacts of population growth  
(Hunger; disease; economic effects; resource use; habitat destruction)

### IV. Land and Water Use (10–15%)

- A. Agriculture
  - 1. Feeding a growing population  
(Human nutritional requirements; types of agriculture; Green Revolution; genetic engineering and crop production; deforestation; irrigation; sustainable agriculture)
  - 2. Controlling pests  
(Types of pesticides; costs and benefits of pesticide use; integrated pest management; relevant laws)
- B. Forestry  
(Tree plantations; old growth forests; forest fires; forest management; national forests)
- C. Rangelands  
(Overgrazing; deforestation; desertification; rangeland management; federal rangelands)
- D. Other Land Use
  - 1. Urban land development  
(Planned development; suburban sprawl; urbanization)
  - 2. Transportation infrastructure  
(Federal highway system; canals and channels; roadless areas; ecosystem impacts)
  - 3. Public and federal lands  
(Management; wilderness areas; national parks; wildlife refuges; forests; wetlands)
  - 4. Land conservation options  
(Preservation; remediation; mitigation; restoration)
  - 5. Sustainable land-use strategies
- E. Mining  
(Mineral formation; extraction; global reserves; relevant laws and treaties)

- F. Fishing  
(Fishing techniques; overfishing; aquaculture; relevant laws and treaties)
- G. Global Economics  
(Globalization; World Bank; Tragedy of the Commons; relevant laws and treaties)

**V. Energy Resources and Consumption (10–15%)**

- A. Energy Concepts  
(Energy forms; power; units; conversions; Laws of Thermodynamics)
- B. Energy Consumption
  - 1. History  
(Industrial Revolution; exponential growth; energy crisis)
  - 2. Present global energy use
  - 3. Future energy needs
- C. Fossil Fuel Resources and Use  
(Formation of coal, oil, and natural gas; extraction/purification methods; world reserves and global demand; synfuels; environmental advantages/disadvantages of sources)
- D. Nuclear Energy  
(Nuclear fission process; nuclear fuel; electricity production; nuclear reactor types; environmental advantages/disadvantages; safety issues; radiation and human health; radioactive wastes; nuclear fusion)
- E. Hydroelectric Power  
(Dams; flood control; salmon; silting; other impacts)
- F. Energy Conservation  
(Energy efficiency; CAFE standards; hybrid electric vehicles; mass transit)
- G. Renewable Energy  
(Solar energy; solar electricity; hydrogen fuel cells; biomass; wind energy; small-scale hydroelectric; ocean waves and tidal energy; geothermal; environmental advantages/disadvantages)

**VI. Pollution (25–30%)**

- A. Pollution Types
  - 1. Air pollution  
(Sources — primary and secondary; major air pollutants; measurement units; smog; acid deposition — causes and effects; heat islands and temperature inversions; indoor air pollution; remediation and reduction strategies; Clean Air Act and other relevant laws)
  - 2. Noise pollution  
(Sources; effects; control measures)
  - 3. Water pollution  
(Types; sources, causes, and effects; cultural eutrophication; ground-water pollution; maintaining water quality; water purification; sewage treatment/septic systems; Clean Water Act and other relevant laws)

4. Solid waste  
(Types; disposal; reduction)
- B. Impacts on the Environment and Human Health
  1. Hazards to human health  
(Environmental risk analysis; acute and chronic effects; dose-response relationships; air pollutants; smoking and other risks)
  2. Hazardous chemicals in the environment  
(Types of hazardous waste; treatment/disposal of hazardous waste; cleanup of contaminated sites; biomagnification; relevant laws)
- C. Economic Impacts  
(Cost-benefit analysis; externalities; marginal costs; sustainability)

## VII. Global Change (10–15%)

- A. Stratospheric Ozone  
(Formation of stratospheric ozone; ultraviolet radiation; causes of ozone depletion; effects of ozone depletion; strategies for reducing ozone depletion; relevant laws and treaties)
- B. Global Warming  
(Greenhouse gases and the greenhouse effect; impacts and consequences of global warming; reducing climate change; relevant laws and treaties)
- C. Loss of Biodiversity
  1. Habitat loss; overuse; pollution; introduced species; endangered and extinct species
  2. Maintenance through conservation
  3. Relevant laws and treaties

## LABORATORY AND FIELD INVESTIGATION

Because it is designed to be a course in environmental *science* rather than environmental studies, the AP Environmental Science course must include a strong laboratory and field investigation component. The goal of this component is to complement the classroom portion of the course by allowing students to learn about the environment through firsthand observation. Experiences both in the laboratory and in the field provide students with important opportunities to test concepts and principles that are introduced in the classroom, explore specific problems with a depth not easily achieved otherwise, and gain an awareness of the importance of confounding variables that exist in the “real world.” In these experiences students can employ alternative learning styles to reinforce fundamental concepts and principles. Because all students have a stake in the future of their environment, such activities can motivate students to study environmental science in greater depth. **Colleges often require students to present their laboratory materials from AP science courses before granting college credit for laboratory, so students should be encouraged to retain their laboratory notebooks, reports, and other materials.**

Laboratory and field investigation activities in the course should be diverse. As examples, students can acquire skills in specific techniques and procedures (such as collecting and analyzing water samples), conduct a long-term study of some local system or environmental problem (such as the pollution of a nearby stream), analyze a real data set (such as mean global temperatures over the past 100 years), and visit a local public facility (such as a water-treatment plant).

Although there is a great diversity in the laboratory and field activities that would be appropriate for the course, activities should:

- always be linked to a major concept in science and to one or more areas of the course outline
- allow students to have direct experience with an organism or system in the environment
- involve observation of phenomena or systems, the collection and analysis of data and/or other information, and the communication of observations and/or results

The relative magnitudes of these elements may vary from activity to activity. As a whole, the course's laboratory and field investigation component should encompass all of the elements.

The laboratory and field investigation component of the AP Environmental Science course should challenge the students' abilities to:

- critically observe environmental systems
- develop and conduct well-designed experiments
- utilize appropriate techniques and instrumentation
- analyze and interpret data, including appropriate statistical and graphical presentations
- think analytically and apply concepts to the solution of environmental problems
- make conclusions and evaluate their quality and validity
- propose further questions for study
- communicate accurately and meaningfully about observations and conclusions

It is expected that students will perform as many labs/field investigations as possible; these investigations should fulfill the criteria outlined above. There are no specific AP Environmental Science classroom labs or field investigations required for the course; thus, teachers have greater flexibility when it comes to the types of labs, field investigations, and field trips that are undertaken in their courses. Depending on location, students could perform water tests on a freshwater pond, a river, or an estuary/marine environment. Every teacher should provide students with opportunities to perform experiments and analyses involving the study of air, water, and soil qualities as an essential core for the lab/field investigation activities.

The *AP Environmental Science Teacher's Guide* provides many resources for lab/field investigation activities from both college and high school AP teachers. This publication is available in the College Board Store at AP Central ([store.collegeboard.org](http://store.collegeboard.org)). AP Central and the Environmental Literacy Council ([enviroliteracy.org](http://enviroliteracy.org)) also have a

collection of inquiry-based environmental science labs and field investigations that have been produced by a group of college and high school teachers and that are suitable for an AP Environmental Science course. In addition, ideas for labs and other activities can be exchanged on the moderated AP Environmental Science Electronic Discussion Group (EDG) for teachers on AP Central.

## **INSTRUCTIONAL ISSUES: TRAINING, FUNDING, AND SCHEDULING**

An AP course is a college course, and the resources and time allotted should be similar to those in a college course. Because AP Environmental Science includes substantial material from both the life sciences and the physical sciences, it is likely that many schools will not have a single teacher whose background is adequate preparation to teach the entire course. In these situations, teachers should seek the expertise of their colleagues, by either team teaching, using guest lecturers, or having frequent consultations with colleagues and outside experts.

School administrators should be aware that an AP college-level science course is significantly more expensive to operate than a typical high school course and requires more scheduled time than courses without laboratory work. The introductory-level college science course typically consists of between 40 and 50 hours of lecture and between 30 and 40 hours of laboratory work per quarter or semester. Proportional allocations of time for class and laboratory work should be accorded to an AP Environmental Science course. School administrators should provide the equivalent of two double periods per week to allow for laboratory/field work.

Some of the laboratory/field investigations will require equipment the school may not already have. Schools may find it possible to share equipment that belongs to other high schools or to community colleges but should plan to purchase college-level laboratory equipment eventually.

## **THE EXAM**

The AP Environmental Science Exam is 3 hours long and is divided equally in time between a multiple-choice section and a free-response section. The multiple-choice section, which constitutes 60 percent of the final grade, consists of 100 multiple-choice questions that are designed to cover the breadth of the students' knowledge and understanding of environmental science. Thought-provoking problems and questions based on fundamental ideas from environmental science are included along with questions based on the recall of basic facts and major concepts. The number of multiple-choice questions taken from each major topic area is reflected in the percentage of the course as designated in the topic outline (see pages 6–9).

The free-response section emphasizes the application of principles in greater depth. In this section, students must organize answers to broad questions, thereby demonstrating reasoning and analytical skills, as well as the ability to synthesize material from several sources into cogent and coherent essays. Four free-response questions are included in this section, which constitutes 40 percent of the final grade: 1 data-set question, 1 document-based question, and 2 synthesis and evaluation questions. Questions from the 2006 exam appear on pages 17–20.

To provide maximum information about differences in students' achievements in environmental science, the exam is designed to yield average scores of about 50 percent of the maximum possible scores for both the multiple-choice and free-response sections. Thus, students should be aware that they may find the AP Exam more difficult than most classroom exams. However, it is possible for students who have studied most but not all topics in the outline to obtain acceptable grades.

The use of calculators is not allowed on either section of the exam.

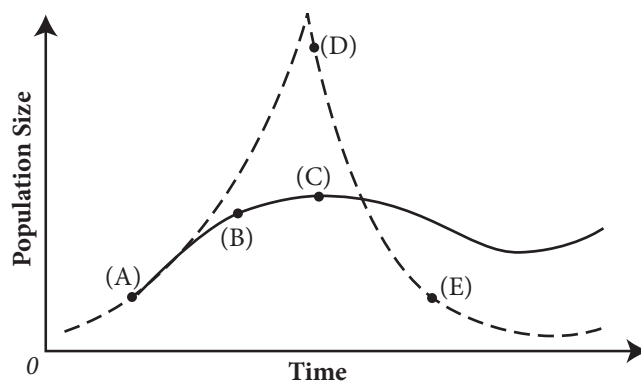
### Sample Multiple-Choice Questions

The following are examples of the kinds of multiple-choice questions found on the AP Environmental Science Exam. Students should spend an average time of less than 1 minute on each multiple-choice question, since 90 minutes are allotted for answering 100 questions.

Multiple-choice scores are based on the number of questions answered correctly. Points are not deducted for incorrect answers, and no points are awarded for unanswered questions. Because points are not deducted for incorrect answers, students are encouraged to answer all multiple-choice questions. On any questions students do not know the answer to, students should eliminate as many choices as they can, and then select the best answer among the remaining choices. An answer key to the multiple-choice questions can be found on page 16.

*Directions:* The lettered choices on the graph below refer to the numbered statements immediately following it. Select the one lettered choice that best fits each statement. Each choice may be used once, more than once, or not at all in each set.

Questions 1–3 refer to the lettered points of the curves plotted on the graph below. The curves show two possible patterns of change in population size over time for a certain species of small mammal in an ecosystem.



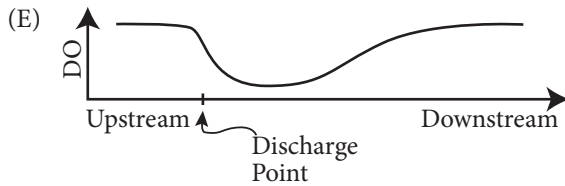
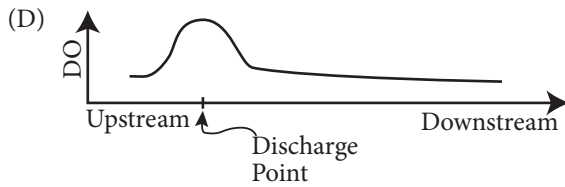
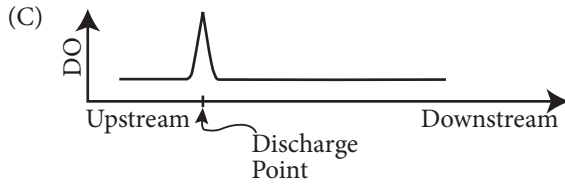
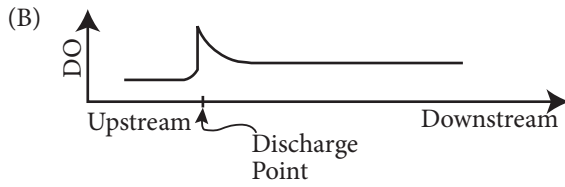
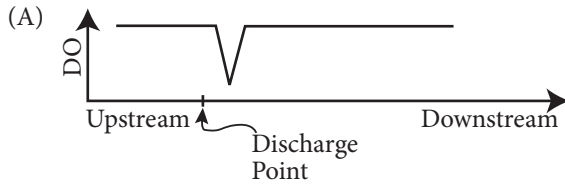
1. Population growing exponentially
2. Population decreasing at greatest rate
3. Population growing at a decreasing rate



*Directions:* Each of the questions or incomplete statements below is followed by five suggested answers or completions. Select the one that is best in each case.

4. Which of the following is LEAST likely to be an effect of global warming?
  - (A) Loss of fertile delta regions for agriculture
  - (B) Change in global patterns of precipitation
  - (C) Extinction of some species that have narrow temperature requirements
  - (D) Decreased rate of photosynthesis in vegetation
  - (E) Increased frequency of hurricanes
  
5. When  $X$  joules of nuclear energy is used to produce  $Y$  joules of electrical energy, which of the following is true?
  - (A) In every case,  $X > Y$
  - (B) In every case,  $X = Y$
  - (C) In every case,  $X < Y$
  - (D) Either  $X < Y$  or  $X > Y$ , depending on the efficiency of the generator
  - (E) Either  $X < Y$  or  $X > Y$ , depending on the amount of heat produced

6. A point source discharges organic waste into a stream. Which of the following graphs best depicts the expected pattern for dissolved oxygen (DO) in this stream as a function of distance from the discharge point?



7. Of the following, which has the greatest permeability?
- (A) Clay
  - (B) Loam
  - (C) Sand
  - (D) Silt
  - (E) Humus
8. Reasons that the population size of an exotic species often grows rapidly when the species is introduced in a new environment include which of the following?
- I. The exotic species is resistant to pesticides.
  - II. There is a large, underutilized food source in the new environment.
  - III. The exotic species has few natural predators in the new environment.
- (A) I only
  - (B) II only
  - (C) I and III only
  - (D) II and III only
  - (E) I, II, and III
9. Most of the Earth's deserts are at approximately 30° latitude, north and south, because these latitudes are characterized by
- (A) generally warm ocean currents
  - (B) predominantly low atmospheric pressure
  - (C) descending dry air currents
  - (D) slow-moving jet streams
  - (E) enhanced solar radiation
10. The presence of which of the following contaminants would be the strongest reason for judging municipal sewage sludge unfit for use as fertilizer?
- (A) Human feces
  - (B) Ammonia
  - (C) Phosphates
  - (D) Nitrates
  - (E) Heavy metals
11. Which of the following is the best example of environmental remediation?
- (A) A species of trout becomes extinct in a eutrophic lake.
  - (B) The annual volume of sewage flowing into a stream is decreased by one half.
  - (C) The height of a factory smokestack is increased.
  - (D) A parcel of forest land is declared a state park.
  - (E) PCB-consuming bacteria are sprayed on an area that has soil contaminated with PCBs.
12. The CITES treaty has been helpful in protecting endangered animals and plants by
- (A) listing all species that can be hunted, traded, and used commercially
  - (B) listing those species and products whose international trade is controlled
  - (C) funding projects for breeding endangered plants and animals
  - (D) preventing the hunting of whales and dolphins
  - (E) specifying prices for certain plant and animal products

13. A country currently has a population of 100 million and an annual growth rate of 3.5 percent. If the growth rate remains constant, what will be the population of this country in 40 years?
- (A) 150 million
  - (B) 200 million
  - (C) 300 million
  - (D) 400 million
  - (E) 800 million
14. The dangers of disposing of toxic chemicals underground came to public attention in which of the following locations?
- (A) Bhopal, India
  - (B) Chernobyl, Ukraine
  - (C) Love Canal, New York
  - (D) Minamata, Japan
  - (E) Three Mile Island, Pennsylvania
15. Which type of electricity-generating power plant releases radioactive materials as well as toxic metals such as lead and arsenic under normal operating conditions?
- (A) Nuclear
  - (B) Hydroelectric
  - (C) Solar
  - (D) Coal-burning
  - (E) Geothermal
16. Which of the following greenhouse gases has the greatest heat-trapping ability per molecule?
- (A) Carbon dioxide
  - (B) Carbon monoxide
  - (C) Chlorofluorocarbon
  - (D) Methane
  - (E) Nitrous oxide
17. Of the following, the greatest threat to populations of migratory North American songbirds is
- (A) predation by raptors
  - (B) clearing of tropical forests
  - (C) disease from polluted waters
  - (D) sport hunting
  - (E) international trade in pets

**Answers to Multiple-Choice Questions**

1 – A	4 – D	7 – C	10 – E	13 – D	16 – C
2 – D	5 – A	8 – D	11 – E	14 – C	17 – B
3 – B	6 – E	9 – C	12 – B	15 – D	

## Sample Free-Response Questions

The free-response section of the exam consists of 4 required questions: 1 data-set question, 1 document-based question, and 2 synthesis and evaluation questions. The following questions appeared on the 2006 exam. Additional sample questions can be found at AP Central.

1. Upon receiving notice from their electric utility that customers with solar power systems are permitted to sell excess power back to the utility, an Arizona family is considering the purchase of a photovoltaic solar energy system for their 2,700-square-foot suburban home. The initial costs of the systems they are considering range from \$7,000 to \$30,000. While gathering information prior to making a decision, the homeowners find the following information at the website of the United States Department of Energy.

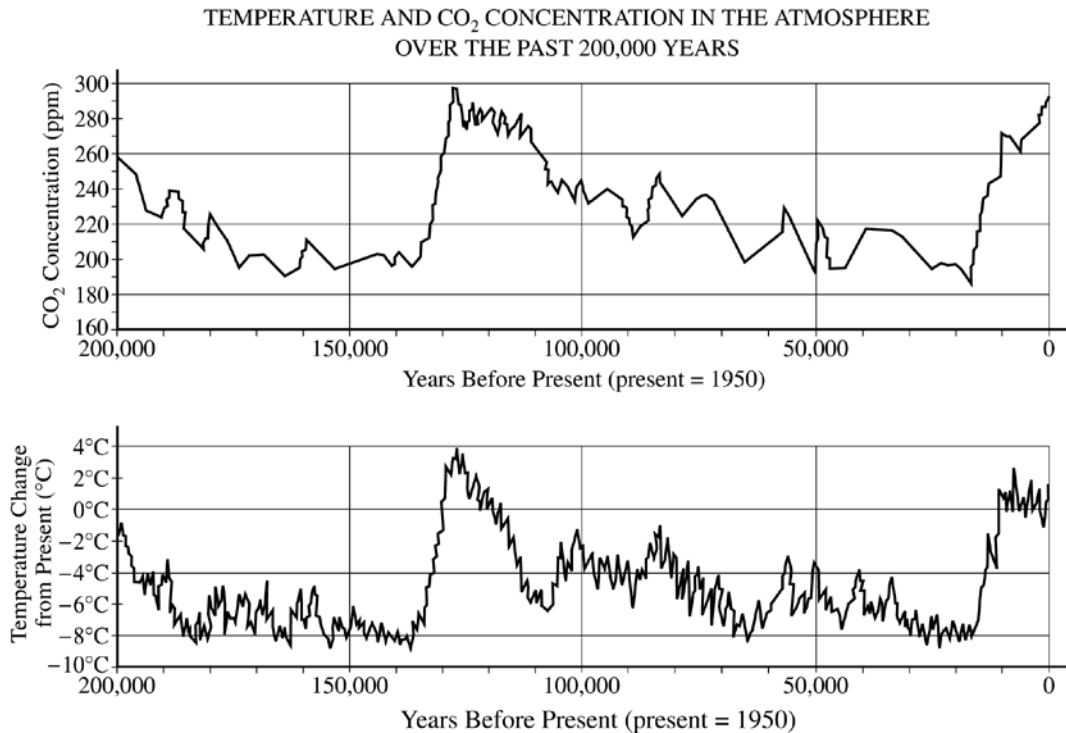
### Stand-Alone vs. Grid-Connected Systems

Stand-alone systems produce power independently of the utility grid. In some off-the-grid locations as near as one-quarter mile from the power lines, stand-alone photovoltaic systems can be more cost-effective than extending power lines. Direct-coupled systems need no electrical storage because they operate only during daylight hours, but most systems rely on battery storage so that energy produced during the day can be used at night. Some systems, called hybrid systems, combine solar power with additional power sources such as wind or diesel.

Grid-connected photovoltaic systems supply surplus power back through the grid to the utility and take from the utility grid when the home system's power supply is low. These systems remove the need for battery storage, although arranging for the grid interconnection can be difficult. In some cases, utilities allow net metering, which allows the owner to sell excess power back to the utility.

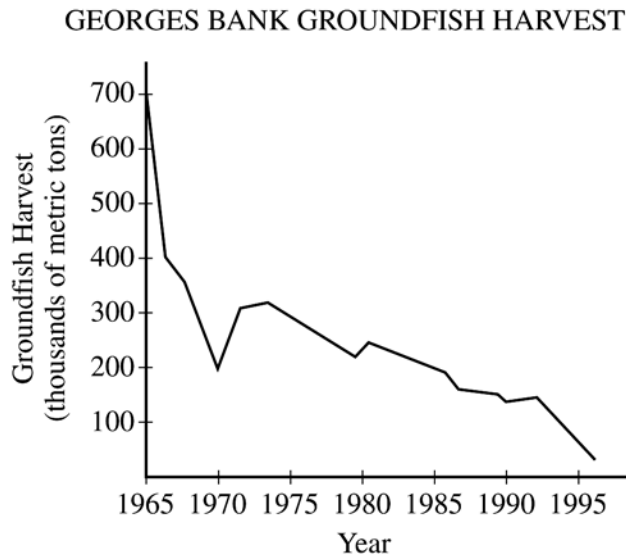
- (a) Describe one environmental benefit and one environmental cost of photovoltaic systems.
- (b) From the two types of solar systems described on the government website, select the system (either stand-alone or grid-connected) that you think best meets the needs of the homeowners. Write an argument to persuade them to purchase the system you selected. Include the pros and cons of each system in your argument.
- (c) Describe TWO ways that government or industry could promote the use of photovoltaic power systems for homeowners in the future.
- (d) Describe TWO ways that homeowners could use passive solar designs and/or systems and, for each way, explain how it would reduce the homeowners' energy costs.

2. According to atmospheric temperature and CO<sub>2</sub> concentration records derived from Antarctic ice cores, Earth's climate has undergone significant changes over the past 200,000 years. Two graphs are shown below. The upper graph shows the variation in atmospheric CO<sub>2</sub> concentration, and the lower graph shows the variation in air temperature. Both graphs cover the same time period from approximately 200,000 years ago up until the year 1950, which is represented as year 0 on the graphs.



- (a) Answer the following questions that relate to the graphs above. Remember that for any calculations you must clearly indicate how you arrived at your answer. Answers must also include appropriate units.
- (i) Determine the net change in atmospheric CO<sub>2</sub> concentration between 140,000 years ago and 125,000 years ago.
  - (ii) Calculate the ratio of the change in mean global temperature to the change in atmospheric CO<sub>2</sub> concentration between 140,000 years ago and 125,000 years ago.
  - (iii) Scientists predict that between 1950 and 2050, the atmospheric CO<sub>2</sub> concentration will increase by 200 ppm. Predict the change in mean global temperature between 1950 and 2050 using the ratio that you calculated in part (ii).
  - (iv) Describe one major assumption that was necessary to make the prediction in part (iii) above. Discuss the validity of the assumption.

- (b) Identify and describe TWO major causes for the predicted 200 ppm increase in atmospheric  $\text{CO}_2$  concentration between 1950 and 2050.
  - (c) Identify TWO gases other than  $\text{CO}_2$  that contribute to the anthropogenic increase in mean global temperature. For each gas, describe a major human activity that leads to its release.
3. The city of Fremont has a large brownfield located along the Fremont River. The brownfield is a former industrial site where contamination by hazardous chemicals impedes redevelopment. The city council is considering two options for reclaiming the brownfield. The first option is to excavate and remove the contaminated soil, and the second option is to decontaminate the soil on the site using vegetation.
- (a) Assume that the city council chooses the first option. Describe TWO problems that result from removing the contaminated soil from the brownfield.
  - (b) Assume that the city council chooses the second option. Explain how vegetation could be used to decontaminate the soil. Discuss one advantage and one disadvantage of using this reclamation method.
  - (c) Describe and explain one environmental benefit and one societal benefit of brownfield reclamation.
  - (d) Identify and describe
    - (i) one method currently used to reduce the production of hazardous waste and
    - (ii) one method of legally disposing of hazardous waste.



4. The graph above shows the decline in the catch of groundfish (such as cod, haddock, and flounder) from Georges Bank from 1965 to 1995. This decline in the fish harvest resulted in the closure of large portions of the fishery.
- Identify the five-year period during which the greatest rate of decline in the fish harvest took place. For that five-year period, calculate the rate of decline in the fish harvest, in metric tons per year. Show clearly how you determined your answer.
  - Choose any TWO commercial fishing practices from the list below. For each of your choices, describe the practice and explain the role it plays in the depletion of marine organisms.
    - Bottom trawling
    - Long-line fishing
    - Using drift nets/gill nets/purse seines
    - Using sonar
  - Identify one international regulation or United States federal law that applies to the harvesting of marine food resources and explain how that regulation or law helps to manage marine species.
  - The oceans of the world are often referred to as a commons. Give an example of one other such commons, explain how human activities affect that commons, and suggest one practical method for managing that commons.



## **Resources for AP Teachers**

### **AP Central ([apcentral.collegeboard.org](http://apcentral.collegeboard.org))**

Essential course resources, including the Course Description and other official publications

- AP Exam Information and Resources, including practice exams
- Classroom resources — including curriculum modules, labs, and more — from both the AP program and AP teachers
- A database of upcoming professional development workshops and summer institutes

### **AP Course Audit**

- Curricular/resource requirements
- Four annotated sample syllabi
- Syllabus development guides
- Example textbook lists
- Syllabus development tutorial

### **Advances in AP**

Learn about forthcoming changes to AP courses

### **AP Teacher Communities**

Join a lively community of fellow teachers by discussing all things AP on the discussion boards. Share strategies, ask questions, and engage in lively discussions with teachers worldwide.

### **Higher Ed**

- Detailed information about each course and exam
- An overview of the course and exam redesign and what it means for colleges and universities
- Information about the new AP | Cambridge Capstone Program pilot
- Research reports on AP students' performance in subsequent college course and their progress towards a degree
- Guides and resources for effective policy review
- Promising practices in admission and policy-setting

### **College Board Store**

Released exams, lab manuals, teachers' guides, and other publications

# Contact Us

## **New York Office**

45 Columbus Avenue  
New York, NY 10023-6992  
212-713-8000  
212-713-8277/55 (Fax)

## **AP Services**

P.O. Box 6671  
Princeton, NJ 08541-6671  
609-771-7300  
888-225-5427 (toll free in the U.S. and Canada)  
610-290-8979 (Fax)  
Email: apexams@info.collegeboard.org

## **AP Canada Office**

2950 Douglas Street, Suite 550  
Victoria, BC, Canada V8T 4N4  
250-472-8561  
800-667-4548 (toll free in Canada only)  
Email: gewonus@ap.ca

## **International Services**

*Serving all countries outside the U.S. and Canada*  
45 Columbus Avenue  
New York, NY 10023-6992  
212-373-8738  
Email: international@collegeboard.org

## **Middle States Regional Office**

*Serving Delaware, District of Columbia, Maryland, New Jersey, New York, Pennsylvania, Puerto Rico, and the U.S. Virgin Islands*  
Three Bala Plaza East, Suite 501  
Bala Cynwyd, PA 19004-1501  
866-392-3019  
610-227-2580 (Fax)  
Email: msro@info.collegeboard.org

## **Midwestern Regional Office**

*Serving Illinois, Indiana, Iowa, Kansas, Michigan, Minnesota, Missouri, Nebraska, North Dakota, Ohio, South Dakota, West Virginia, and Wisconsin*  
8700 West Bryn Mawr Avenue, Suite 900N  
Chicago, IL 60631-3512  
866-392-4086  
847-653-4528 (Fax)  
Email: mro@info.collegeboard.org

## **New England Regional Office**

*Serving Connecticut, Maine, Massachusetts, New Hampshire, Rhode Island, and Vermont*  
1601 Trapelo Road, Suite 12  
Waltham, MA 02451-7333  
866-392-4089  
781-663-2743 (Fax)  
Email: nero@info.collegeboard.org

## **Southern Regional Office**

*Serving Alabama, Florida, Georgia, Kentucky, Louisiana, Mississippi, North Carolina, South Carolina, Tennessee and Virginia*  
3700 Crestwood Parkway, Suite 700  
Duluth, GA 30096-7155  
866-392-4088  
770-225-4062 (Fax)  
Email: sro@info.collegeboard.org

## **Southwestern Regional Office**

*Serving Arkansas, New Mexico, Oklahoma, and Texas*  
4330 Gaines Ranch Loop, Suite 200  
Austin, TX 78735-6735  
866-392-3017  
512-721-1841 (Fax)  
Email: swro@info.collegeboard.org

## **Western Regional Office**

*Serving Alaska, Arizona, California, Colorado, Hawaii, Idaho, Montana, Nevada, Oregon, Utah, Washington, and Wyoming*  
2099 Gateway Place, Suite 550  
San Jose, CA 95110-1017  
866-392-4078  
408-367-1459 (Fax)  
Email: wro@info.collegeboard.org

