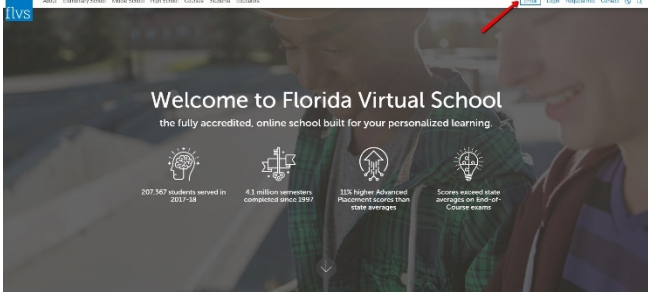
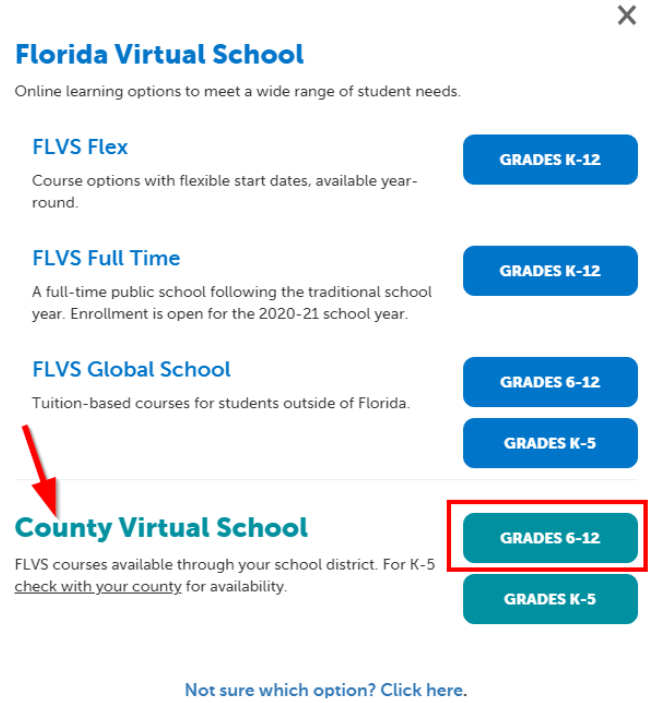


Register for FLVS Course with My District Virtual School Franchise- New Accounts

During this process, both student and parent should work to complete this registration.

You will need the following information:

1. The student's mailing address, email address, and phone number.
2. The Parent/Guardian's contact information including email address and phone number.

Point your browser to the Florida Virtual School Website.	<p style="text-align: center;">https://www.flvs.net/</p>
Click on Enroll from the top menu.	
Choose County Virtual School GRADES 6-12 .	 <p style="text-align: right;">✕</p> <h3>Florida Virtual School</h3> <p>Online learning options to meet a wide range of student needs.</p> <p>FLVS Flex GRADES K-12 Course options with flexible start dates, available year-round.</p> <p>FLVS Full Time GRADES K-12 A full-time public school following the traditional school year. Enrollment is open for the 2020-21 school year.</p> <p>FLVS Global School GRADES 6-12 GRADES K-5 Tuition-based courses for students outside of Florida.</p> <p>County Virtual School GRADES 6-12 GRADES K-5 FLVS courses available through your school district. For K-5 check with your county for availability.</p> <p style="text-align: center;">Not sure which option? Click here.</p>

Review the instructions on the webpage to register.

Click on **Enroll**.

How to Enroll in your County's Virtual School

We're glad you have decided to enroll in your county's virtual school! The steps below are what you can expect as you go through the enrollment process.

If you ever get stuck or need help, please reach out to your county's virtual school.

Already know the process? [Enroll now](#)



Step 1 – Review Requirements

Please review the following requirements prior to signing up for courses.

[+ learn more about requirements](#)

Step 2 – Pick Courses

Select your courses in the registration system.

Any courses successfully completed with your county's virtual school will be on your **official academic record** and will not need to be taken again at another school.

[Download printable step-by-step registration instructions \(PDF\)](#)

Step 3 – Ensure Courses are Approved

In order to be placed with a teacher and start a course, all courses must be approved!

[+ learn more about approvals](#)

In this step, you will customize your course catalog.

1. **Choose the county you live in.**
1. **Choose the type of student you are.**

The choices are:

Public School Student
Home School Student
Private School Student
Charter School Student

Click on **continue**.

Let's customize our catalog for you!

County

1 Choose your county

Student type

2 Choose your student type

Continue

This is the FLVS Flex 6-12 Course Catalog.

You may scroll down the page to find a course or use the **Search Bar** to search by Subject, Course Name, or Course Code.

FLVS Return to FLVS.net

FLVS Flex 6-12 Enrollment

High School Middle School Search Backpack

CORE

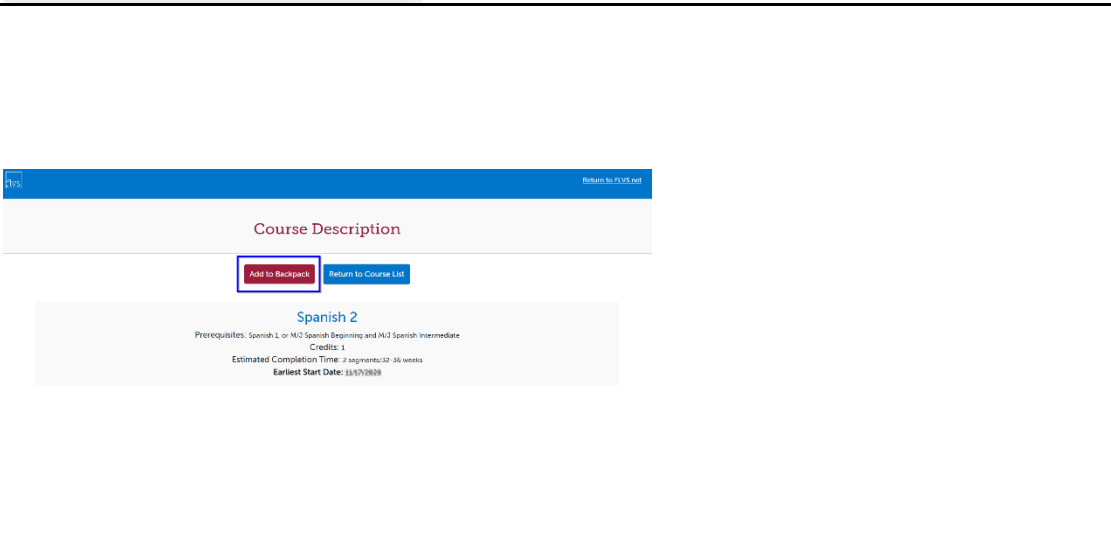
ENGLISH/LANGUAGE ARTS	HEALTH / PHYSICAL EDUCATION	MATHEMATICS
English 1	Fitness Lifestyle Design	Algebra 1
English 1 - Honors	Health Opportunities through Physical Education (HOPE)	Algebra 1 - Honors
English 2	Outdoor Education	Algebra 2
English 2 - Honors	Personal Fitness	Algebra 2 - Honors
English 3		Calculus - Honors

In this example, we will be looking for Spanish 2.

Once you locate the course you want to take, click on the course name.

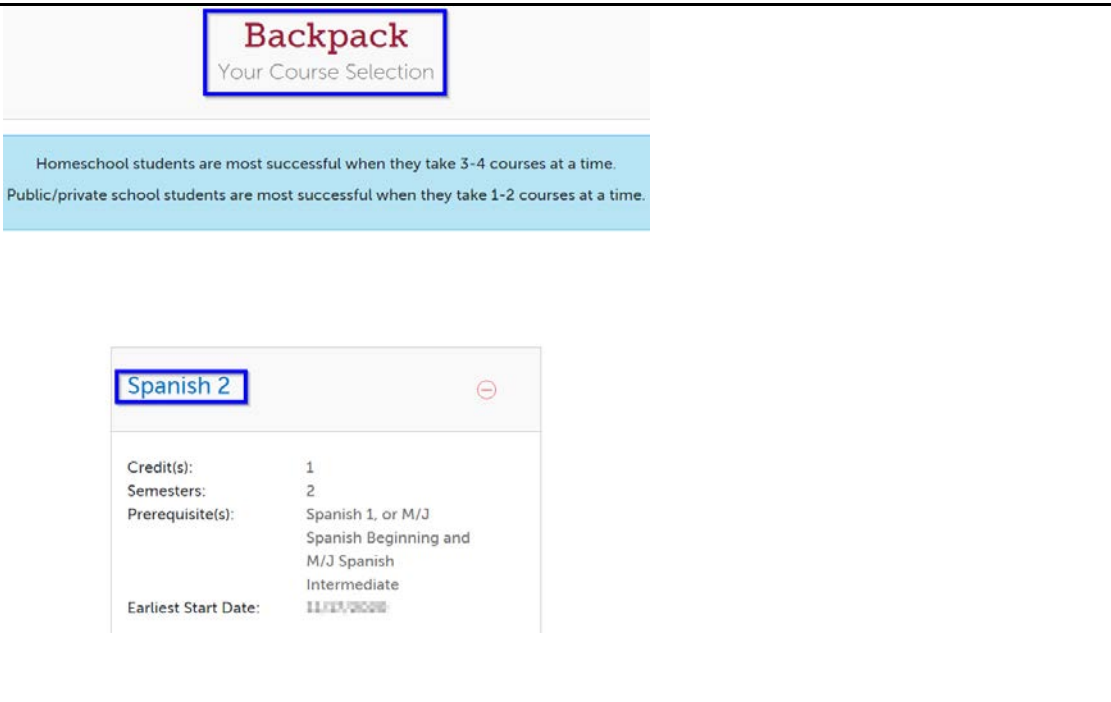


This page contains all the details about the course including the earliest start date, course description, main topics, and additional information important to know before registering for the course.



Click on **Add to Backpack**.

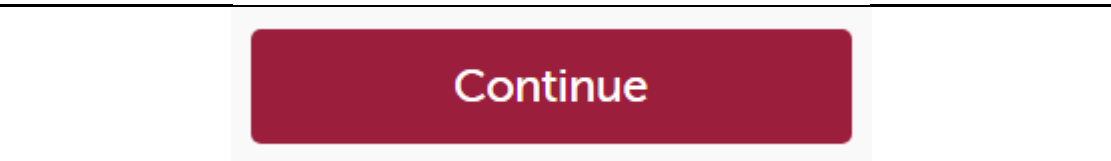
The system shows that you have added the course to your Backpack.



If you need to add additional courses click on **Add Courses**.



If you are done adding courses, click on **Continue**.



As a new student, you will need to create an account.

New Student?

Create an Account

New Student Sign Up Process

This is the first screen of a series of screens that will guide you in setting up your account.

BE SURE TO WRITE DOWN YOUR USERNAME AND PASSWORD.

Anything with an *asterisk must be completed.

Click on **Continue** when you complete each page.

In the Personal section, please be sure to choose the correct School. If you are a full-time virtual student, please choose your **County Virtual Program** as your School.

In the Demographic section, all questions are required per the Florida Department of Education. Once you answer the question about your race, the question will turn green

The screenshot shows the 'Create an Account' page for FLVS. At the top, there is a blue header with the FLVS logo and a 'Return to FLVS.net' link. Below the header, the title 'Create an Account' is displayed in red, with 'Account Information' underneath. A progress bar shows four steps: 'Account Info' (completed with a blue checkmark), 'Student Info', 'Parent Info', and 'Confirm Info'. Below the progress bar, there is a 'Login' button. The form includes fields for Username, Password, Confirm Password, Email, and Confirm Email. Each field is preceded by an asterisk indicating it is required. A note states: 'Username can only contain letters (at least one) and numbers.'

The 'Personal' section of the form includes fields for First Name, Middle Name, and Last Name. Below these are Social Security Number, Current Grade Level, and Student Type (with a dropdown menu). There are also dropdown menus for District, School, and School Counselor. A checkbox for 'Student Scholarship?' is located at the bottom of this section.

The 'Demographic' section includes fields for Date of Birth, Birth Country, Primary Language, and Gender (Male/Female). Below these are several checkboxes for race/ethnicity: Black or African American, Asian, American Indian or Alaska Native, White, and Native Hawaiian or Other Pacific Islander. There is also a question about being a person of Cuban, Mexican, Puerto Rican, South or Central American descent.

The 'Phone' section includes a form for adding a phone number. It has fields for Description, Number, Ext, Format (US/International), and Type. A plus sign icon is used to add additional phone numbers. A 'Get text?' button is highlighted with a blue box. Below the form, there is a question 'What will we text you?' with a 'Get text?' button.

What will we text you?
Reminders directly from your teacher and FLVS updates or notifications.
*Please note: standard text messaging rates may apply.

indicating that you have answered it.

In the Phone section, please add all phone numbers that a teacher can use to contact you and your parent/guardian. There is a green plus sign that will allow you to add additional phone numbers. If you indicate that a phone number is a cell phone, you will have the option to opt in to getting text messages.

In the Address section, please add your primary home address.

Once you have completed all information required, please click **Continue**.

Next, you will add your Parent/Guardian Information.

Please be sure to have an email address and a phone number for your parent/guardian.

Address

Primary

* Street Address: Street Address * City: City * Country: United States * State: Florida

* Zip Code: Choose * Description: Choose

➕ Add additional addresses using the green plus sign.

Continue

Parent/Guardian Information
Create an Account

Account Info Student Info Parent Info Contact Info

* Indicates required fields

Personal

* First Name: First Name * Middle Name: Middle Name * Last Name: Last Name

* Relationship to Student: Choose * Email: Email * Confirm Email: Confirm Email

Phone

Descriptions: * Number: 988-329-3833 Ext: 1

* Type: Work * Preferred Contact Time: Choose

Choose
Early Morning
Late Morning
Afternoon
Early Evening
Late Evening
Any Time

Add a phone number and choose the best time for your teacher to contact your parent/guardian.

In the Address section, you can click the top left corner box to fill in your student address.

When you have completed all information required, click **Continue**.

Now you can review all information provided to make sure that you haven't forgotten anything or made a mistake. If you need to edit a section, please click on the pencil



in that section to correct any information.

Read and Agree to the Student and Parent/Guardian Commitments.

Please read and check the appropriate boxes and click **Submit**.

Next, you will take the Survey that FLVS asks all students to take.

Libs Return to FLVS.net

Survey

Student: MDV'Sest Student

How did you hear about Florida Virtual School over the last 6 months? (Choose all that apply.)

- Word of Mouth
- News Story or Article
- Printed Ad
- Community Event or Conference
- School Counselor
- Unsure
- Online Ad

Reasons for taking these classes with Florida Virtual School (FLVS)? (Choose all that apply.)

- Take courses recommended by parent or school
- Take courses not available elsewhere
- Have personalized, one-on-one instruction with a teacher
- Learn at better pace
- Try-out school in online setting

Click **Continue** when you are done.



Next, read through the Student and Parent/Guardian Commitments.

Libs Return to FLVS.net

Commitments

Student: MDV'Sest Student

Student Commitments

By clicking the "I Agree" button at the bottom of this page, I agree to submit 100% of my own work, and I commit to Academic Integrity by registering as a student at Florida Virtual School (FLVS). By clicking the "I Agree" button, I also agree to take a proctored exam at any time if requested. I understand that I may be required to have a web camera in order to complete this process. In addition, I agree that for any form of proctoring, I will need a picture ID. I also understand that should I finish the segment in an extremely accelerated pace, I may be subject to additional accountability measures. Failure to comply with the Academic Integrity commitment or refusing to take a proctored exam will be grounds for removal from the FLVS program. Further, I agree to comply with all of the policies and procedures listed in the FLVS district Student Progression Plan and FLVS Code of Conduct/Student Handbook, which is posted on my VSA Student dashboard and at [FLVS.net](#).

I hereby assign to FLVS all right, title and interest in and to all the material I submit to FLVS in conjunction with any course(s) I take with FLVS. All personally identifying information provided to FLVS will be maintained in compliance with the Family Educational Rights and Privacy Act of 1974 (FERPA) and other applicable privacy laws.

Commercial Use of Academic Material: Selling course material to another person, student, entity, and/or uploading to a third-party vendor without the express written permission of FLVS is prohibited. Course materials include, but are not limited to, class notes, instructor's power points, course syllabi, tests, quizzes, labs, instruction sheets, homework, study guides, and handouts.

I agree (Student Only)

Parent / Guardian Commitments

As a parent/guardian of the above named student, I authorize the enrollment of the student into the Florida Virtual School (FLVS) program according to the policies and procedures of the Florida Virtual School listed in the FLVS district Student Progression Plan, published at [FLVS.net](#) and the FLVS Student/Parent Handbook, published to my student's VSA dashboard and at [FLVS.net](#). I acknowledge that all personally identifying information provided to FLVS will be maintained in compliance with the Family Educational Rights and Privacy Act of 1974 (FERPA) and other applicable privacy laws.

Click on the "I agree" box.

Click **Continue** when you are done.

Next, you will read through the Media Release.

Libs Return to FLVS.net

Media Release

Student: MDV'Sest Student

Florida Virtual School uses many innovative activities to support student learning. To illustrate these innovative activities, we publish exemplary student stories and work that demonstrate learning in the online environment. Parents are required to complete the form below regarding publication of their student's name, photograph, video, as well as related student work.

I, the undersigned parent or legal guardian of the student named below do hereby consent, authorize, and grant permission to Florida Virtual School, its agents, employees, or duly authorized representatives to publish photographs, video, audio, as well as student work of said student, and do further consent to the publication, circulation and dissemination of said photographs, video, audio, as well as student work, or any duplication or facsimile thereof for any purposes it may deem proper.

In granting such permission, I hereby give to Florida Virtual School all right, title, and interest I may have in the finished pictures, negatives, reproductions or copies, and further waive any and all right to approve the use of such media. I further do waive any right to compensation for the publication or other use of said media and do release Florida Virtual School, its agents, licensees, representatives and assigns from any and all claims of any nature whatsoever arising from their use.

To opt-in to the media release, parents must be present and complete the information below.

To "Opt in" to the media release, please type your name into the "signed" box at the bottom of this form and click "Continue."

To "Opt-out" unclick the box and click "Continue."

Opt in to the "Media" release.

I am the parent, legal guardian, or authorized representative of the student, and I represent and warrant that I have the full legal authority to enter into this Agreement. I have read the information regarding the display of student work.

* Signed:

* Date:

If you agree to the Media Release, the parent/guardian should type their name in the box and click **Continue**.

If you do not agree to the Media Release, unclick the box and click **Continue**.

This next step finalizes your registration. You will choose:

- Which semesters
- Preferred Placement Date (when you would plant to start the course)
- School

Students may only work in virtual courses with MDVS during the 180-day school year unless your district makes an exception.

By selecting MyDistrict Virtual School (MDVS) you are supporting your local school district. As a MDVS student you will follow the district school calendar regarding semester completion.

Click **Continue**.

Course Name	Credits	Semester	Preferred Placement Date	School	Remove
Spanish 2		Choose... Choose Semester 1 Semester 2 All Semesters	MM/DD/YYYY	<input type="radio"/> Florida Virtual School Flex <input type="radio"/> MyDistrict Virtual School	

School ?

Florida Virtual School Flex

MyDistrict Virtual School

Next, you will **confirm** any prerequisites for the course chosen, if any.

Confirm Prerequisites

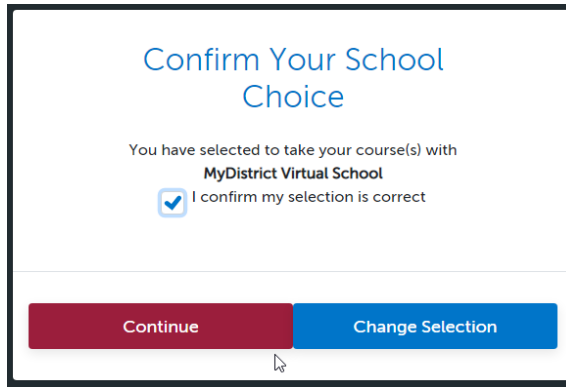
I understand following course(s) has prerequisite(s) and I acknowledge that I have met these requirements.

- **Spanish 2**
Prerequisite(s): Spanish 1, or M/J Spanish Beginning and M/J Spanish Intermediate

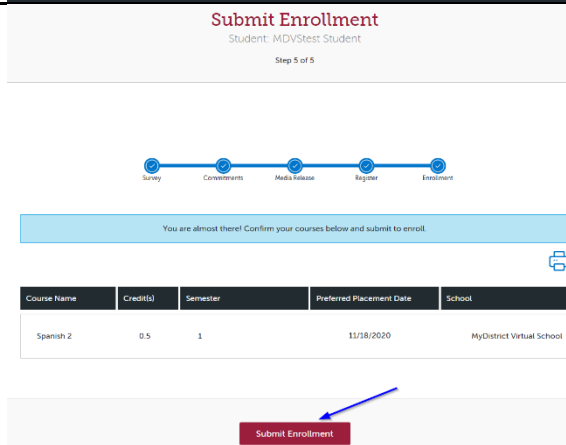
Confirm Cancel

Next, you will confirm your school choice.

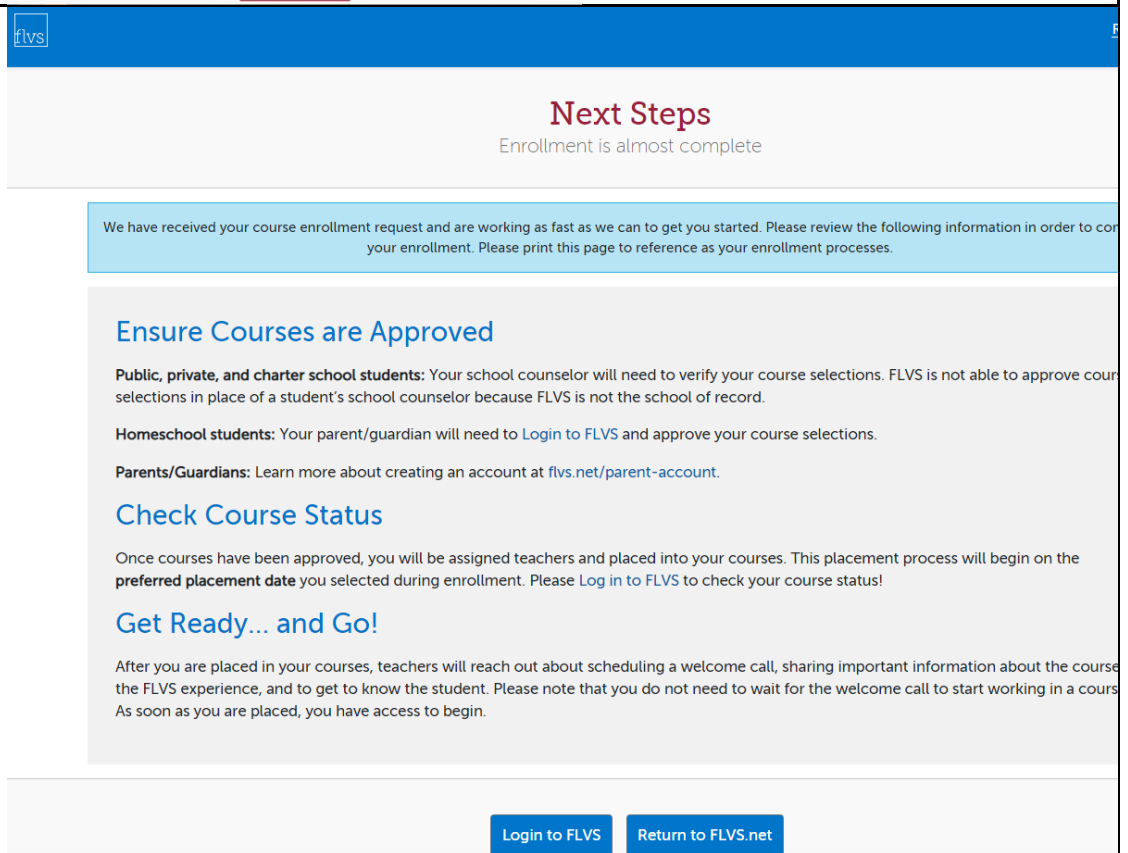
Click **Continue**.



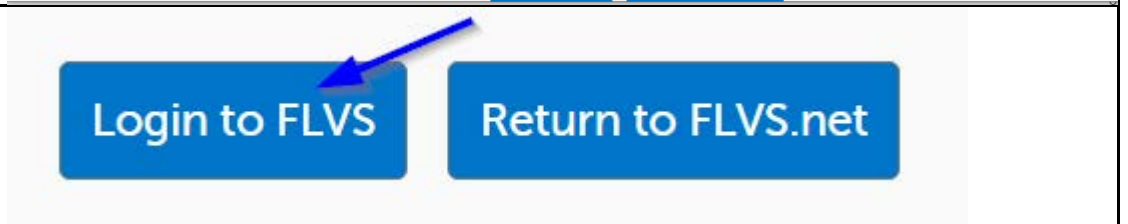
Click on **Submit Enrollment**.



Review the Confirmation Page.

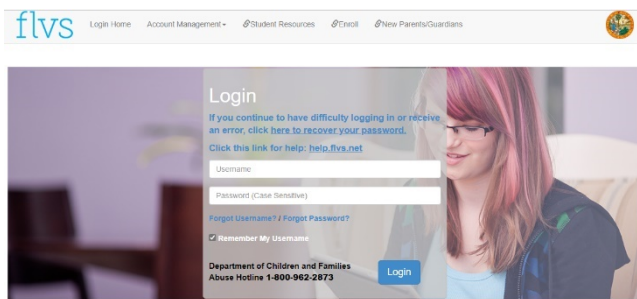


Next, you can click on the button to "Login to FLVS".



You will use your Username and Password that was created earlier in this process.

Bookmark this site so that you can get to your courses easier:
<https://login.flvs.net/>



The next step is that your school counselor must verify these courses.

- A school counselor will provide verification of those courses for students in public schools by logging into FLVS.



**Congratulations, you have completed the registration process.
We look forward to working with you as you
complete your MDVS courses!**